


PHOTOMETRICS REPORT
LOGIC Cove S



ILUMINARC®

Table of Contents

Introduction	1
Testing Process	1
Total Illuminance Measurements.....	1
Testing Lab Equipment and Process.....	1
Photometrics & Chromaticity Reports	2
No Optics - RGBW - Full Power	3
Report Summary.....	3
Overall Measurement.....	3
Beam Details.....	4
ISO Diagrams.....	5
Chromaticity.....	6
TM-30 Details.....	7
Very Wide Filter - RGBW - Full Power	8
Report Summary.....	8
Overall Measurement.....	8
Beam Details.....	9
ISO Diagrams.....	10
Chromaticity.....	11
TM-30 Details.....	12
Very Wide Filter - Red Only	13
Report Summary.....	13
Overall Measurement.....	13
Beam Details.....	14
ISO Diagrams.....	15
Chromaticity.....	16
TM-30 Details.....	17
Very Wide Filter - Green Only	18
Report Summary.....	18
Overall Measurement.....	18
Beam Details.....	19
ISO Diagrams.....	20
Chromaticity.....	21
TM-30 Details.....	22
Very Wide Filter - Blue Only	23
Report Summary.....	23
Overall Measurement.....	23
Beam Details.....	24
ISO Diagrams.....	25

Chromaticity.....	26
TM-30 Details	27
Very Wide Filter - Warm White Only	28
Report Summary.....	28
Overall Measurement.....	28
Beam Details.....	29
ISO Diagrams	30
Chromaticity.....	31
TM-30 Details	32
Very Wide Filter - 1800K.....	33
Report Summary.....	33
Overall Measurement.....	33
Beam Details.....	34
ISO Diagrams	35
Chromaticity.....	36
TM-30 Details	37
Very Wide Filter - 2200K.....	38
Report Summary.....	38
Overall Measurement.....	38
Beam Details.....	39
ISO Diagrams	40
Chromaticity.....	41
TM-30 Details	42
Very Wide Filter - 2700K.....	43
Report Summary.....	43
Overall Measurement.....	43
Beam Details.....	44
ISO Diagrams	45
Chromaticity.....	46
TM-30 Details	47
Very Wide Filter - 3000K.....	48
Report Summary.....	48
Overall Measurement.....	48
Beam Details.....	49
ISO Diagrams	50
Chromaticity.....	51
TM-30 Details	52
Very Wide Filter - 3200K.....	53
Report Summary.....	53
Overall Measurement.....	53

Beam Details	54
ISO Diagrams	55
Chromaticity.....	56
TM-30 Details	57
Very Wide Filter - 4000K.....	58
Report Summary.....	58
Overall Measurement.....	58
Beam Details.....	59
ISO Diagrams	60
Chromaticity.....	61
TM-30 Details	62
Very Wide Filter - 4500K.....	63
Report Summary.....	63
Overall Measurement.....	63
Beam Details.....	64
ISO Diagrams	65
Chromaticity.....	66
TM-30 Details	67
Very Wide Filter - 5000K.....	68
Report Summary.....	68
Overall Measurement.....	68
Beam Details.....	69
ISO Diagrams	70
Chromaticity.....	71
TM-30 Details	72
Very Wide Filter - 5600K.....	73
Report Summary.....	73
Overall Measurement.....	73
Beam Details.....	74
ISO Diagrams	75
Chromaticity.....	76
TM-30 Details	77
Very Wide Filter - 6000K.....	78
Report Summary.....	78
Overall Measurement.....	78
Beam Details.....	79
ISO Diagrams	80
Chromaticity.....	81
TM-30 Details	82
Very Wide Filter - 6500K.....	83

Report Summary.....	83
Overall Measurement.....	83
Beam Details.....	84
ISO Diagrams	85
Chromaticity.....	86
TM-30 Details	87
Very Wide Filter - 7000K.....	88
Report Summary.....	88
Overall Measurement.....	88
Beam Details.....	89
ISO Diagrams	90
Chromaticity.....	91
TM-30 Details	92
Very Wide Filter - 8000K.....	93
Report Summary.....	93
Overall Measurement.....	93
Beam Details.....	94
ISO Diagrams	95
Chromaticity.....	96
TM-30 Details	97
Very Wide Filter - 10000K	98
Report Summary.....	98
Overall Measurement.....	98
Beam Details.....	99
ISO Diagrams	100
Chromaticity.....	101
TM-30 Details	102
Contact Us.....	103

Testing Process

Total Illuminance Measurements

Illuminance is measured using the Viso Systems LabSpion[®], which takes multiple measurements across a light beam to calculate the total delivered lumens, beam, and field of a product. These values can be described as the empirical output of the product as it projects from the lens or lenses. All photometric data contained in this report are obtained from the actual illuminance of the tested Chauvet light source and are never theoretical values derived from calculations.

Testing Lab Equipment and Process

The Chauvet headquarters in Sunrise, Florida has a climate- and light-controlled photometric testing laboratory where Chauvet products are analyzed and photometric data are measured using the Viso Systems LabSpion[®] light measurement solution.

This system includes a spectrometer sensor, which measures the precise light and color output of the fixture, and a two-axis goniometer, which rotates the product to allow for multi-angle and multi-directional measurement. The Viso Light Inspector software then collects and summarizes the data. From the data gathered, the software can also measure the beam and field angles, accurate color temperature, color quality, and illuminance at multiple distances. The custom-built, Chauvet-specific template presents this information in the photometric and chromaticity reports that follow.

IES (Illuminating Engineering Society) files, an industry-standard file format, are also generated from each test for easy distribution of photometric data.

Several light meters are also used for specific products or to recheck for precision. Accuracy is verified using one or more of the devices listed below:

- Sekonic SpectroMaster C-700-U
- EXTECH HD450 Datalogging Heavy Duty Light Meter
- Asensetek Essence Lighting Passport

To ensure accurate measurements in every photometric or chromaticity test, Chauvet routinely calibrates the LabSpion[®] system every six months as recommended by Viso Systems.

LOGIC Cove S

**Photometrics &
Chromaticity
Reports**

ILUMINARC®

Photometric & Chromaticity Report

Logic Cove S: No Optics - RGBW - Full Power

Report Summary

Measurements

Fixture Output: 509 lm
Fixture Peak: 159 cd
Fixture Efficacy: 27 lm/W
Intensity @ 5m: 6 lux
Color Temperature: 5993 K
CRI: 62.2 CRI R9 Value: -12.0
CQS: 77.4
TLCI: 71
TM-30 Rf: 68.6
TM-30 Rg: 93.3
Beam Angle (50%): 122.8°
Field Angle (10%): 164.4°
Cutoff Angle (3%): 176.2°

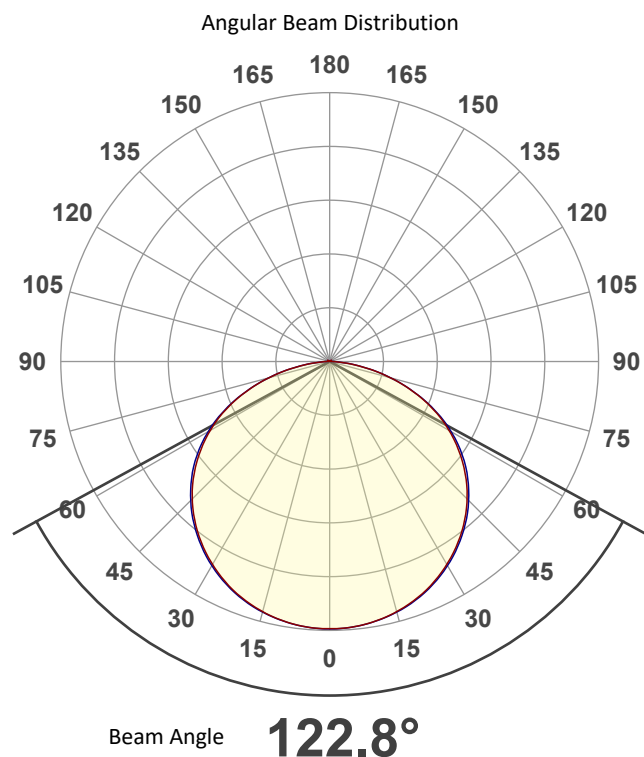
Conditions

AC Supply: 120 V, 60 Hz
Power: 21.23 W
Current: 0.177 A
Power Factor: 0.88

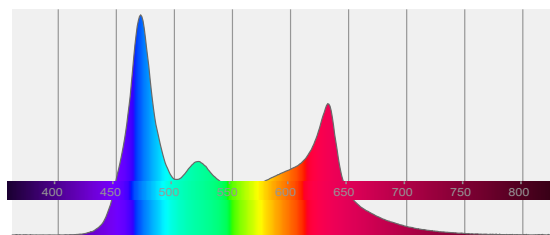


This data sheet conforms to American National Standard E1.9 – 2007 (R2017). All data was measured and calculated by a Viso Systems LabSpion Goniometer at the Chauvet PD Optics Laboratory in Sunrise, FL on 5/5/2022 to LM-63-2002 Standards.

Overall Measurement



Spectral Distribution



Tested Color (CIE 1931):

X: 0.324

Y: 0.309



Light Quality

CRI: 62.2

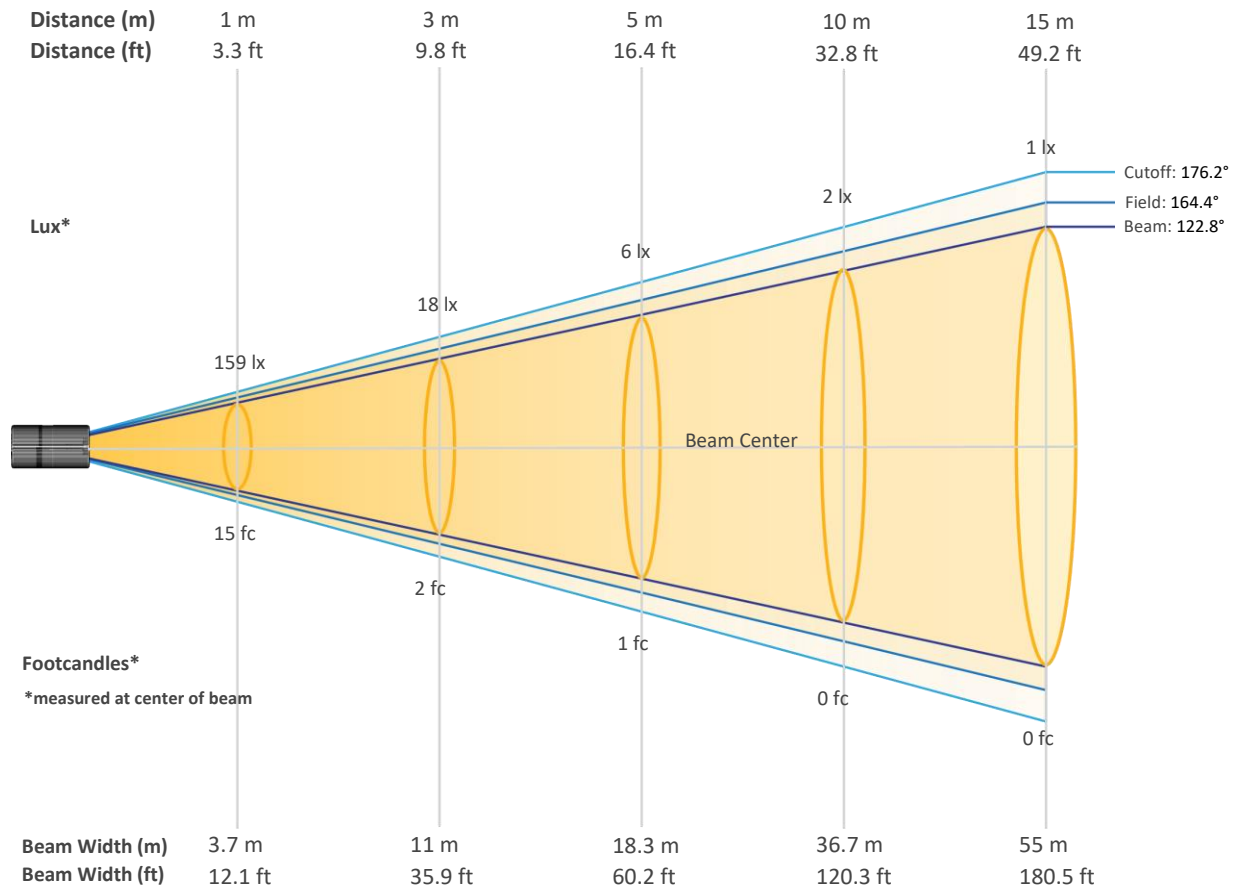
Color Temperature

5993 K

Photometric & Chromaticity Report

Logic Cove S: No Optics - RGBW - Full Power

Beam Details

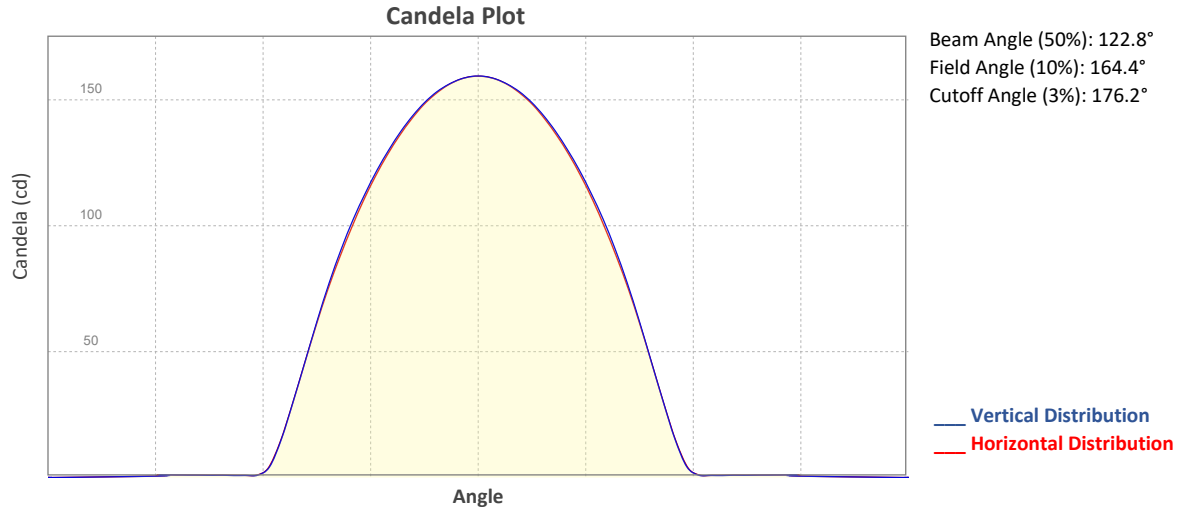


Beam Intensities from 1-20m (3.3-65.6ft)

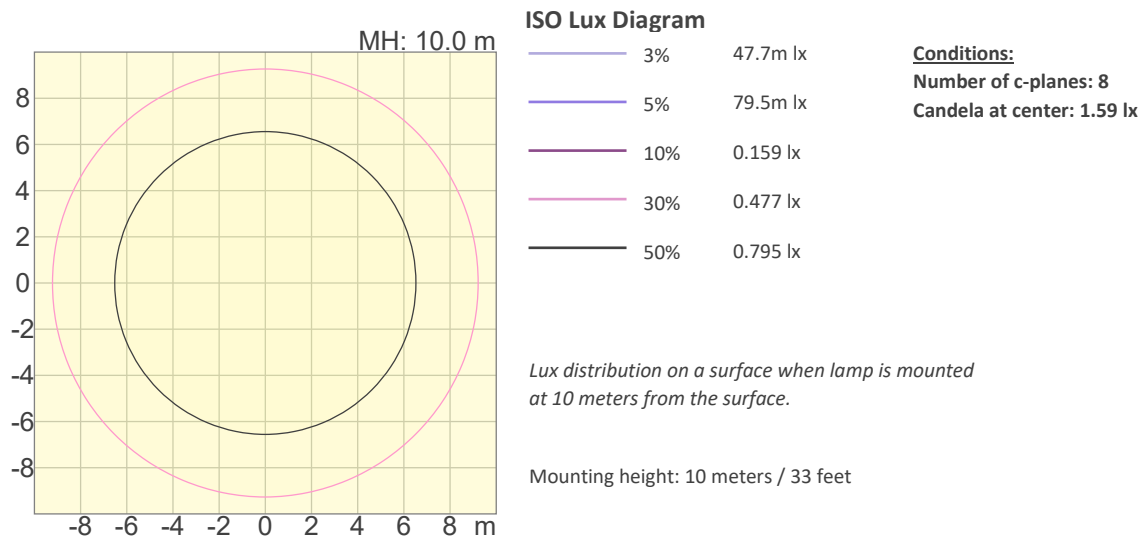
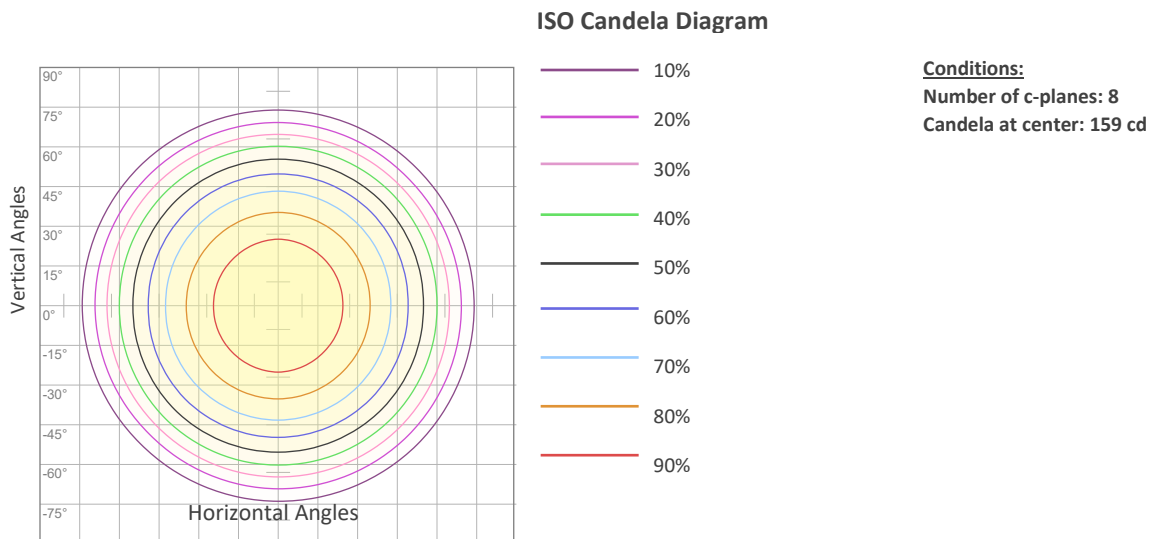
Distance	1m	2m	3m	4m	5m	6m	7m	8m	9m	10m
Lux	159	40	18	10	6	4	3	2	2	2
Distance	11m	12m	13m	14m	15m	16m	17m	18m	19m	20m
Lux	1	1	1	1	1	1	1	0	0	0
Distance	3.3ft	6.6ft	9.8ft	13.1ft	16.4ft	19.7ft	23ft	26.2ft	29.5ft	32.8ft
FC	15	4	2	1	1	0	0	0	0	0
Distance	36.1ft	39.4ft	42.7ft	45.9ft	49.2ft	52.5ft	55.8ft	59.1ft	62.3ft	65.6ft
FC	0	0	0	0	0	0	0	0	0	0

Photometric & Chromaticity Report

Logic Cove S: No Optics - RGBW - Full Power



ISO Diagrams

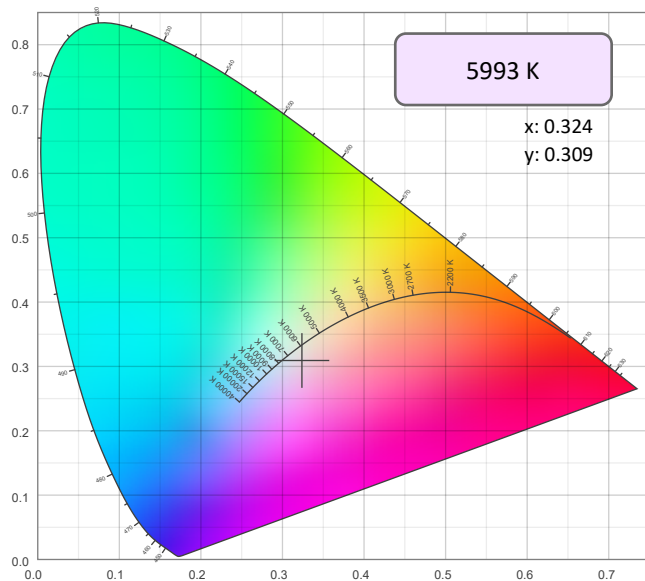


Photometric & Chromaticity Report

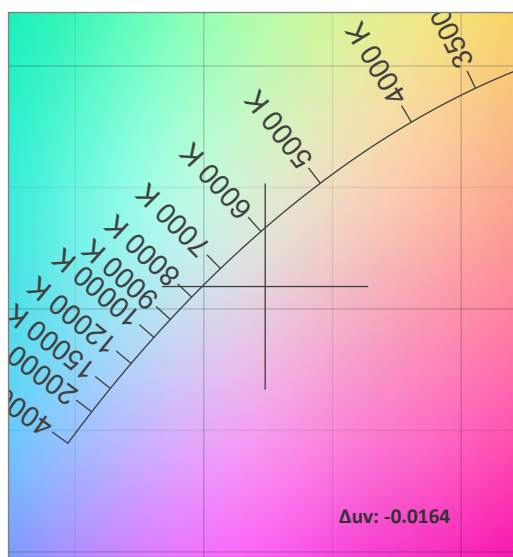
Logic Cove S: No Optics - RGBW - Full Power

Chromaticity

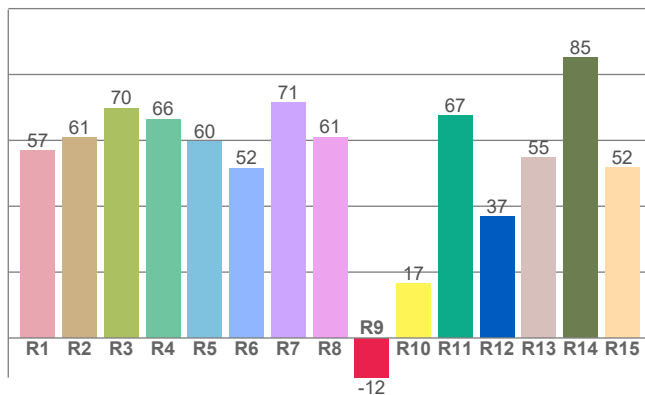
CIE 1931



CIE 1931 - Zoom



CRI: 62.2 (R1-R8)

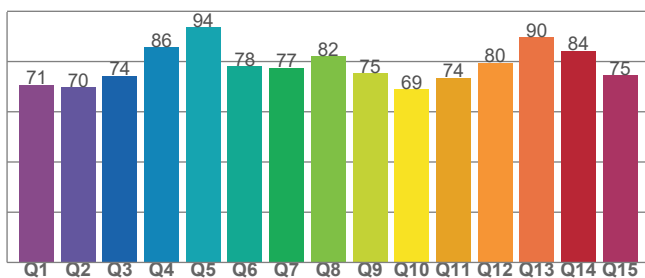


Color Parameters

Color Temperature	Color Coordinate CIE 1931	Color Coordinate CIE 1931
CCT	x	y
5993 K	0.324	0.309

Color Deviation from Black Body Curve	Color Coordinate CIE 1964	Color Coordinate CIE 1964
Δuv	y	u
-0.0164	0.309	0.214

CQS: 77.4



Color Rendering Index	Red Component	Color Quality Scale
CRI	CRI - R9	CQS
62.2	-12.0	77.4

Television Lighting Consistency Index	Color Fidelity	Color Gamut
TLCI	TM30 - Rf	TM30 Rg
71	68.6	93.3

Photometric & Chromaticity Report

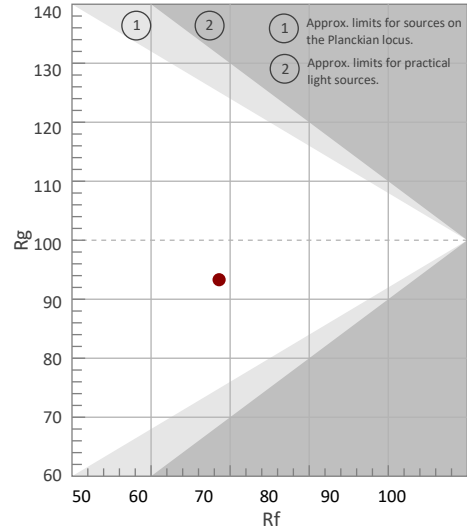
Logic Cove S: No Optics - RGBW - Full Power

TM-30 Details

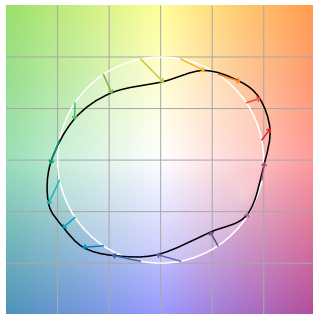
Rf 68.6
Fidelity Index (Rg)

Rg 93.3
Gammut Index (Rg)

Hue Bin	R _f	Graphic shifts (%)	
		Chroma	Hue
1	72	10%	9%
2	77	13%	-4%
3	63	6%	-21%
4	60	-7%	-24%
5	54	-26%	-17%
6	71	-19%	3%
7	77	-8%	13%
8	61	4%	24%
9	73	15%	20%
10	76	15%	2%
11	67	12%	-15%
12	61	0%	-27%
13	72	-11%	-21%
14	73	-15%	1%
15	79	-1%	3%
16	71	-1%	17%



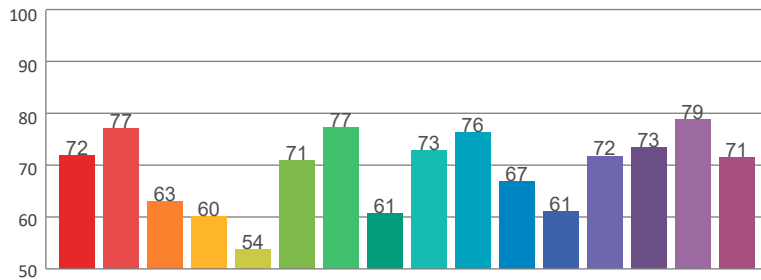
Color Vector Graphic



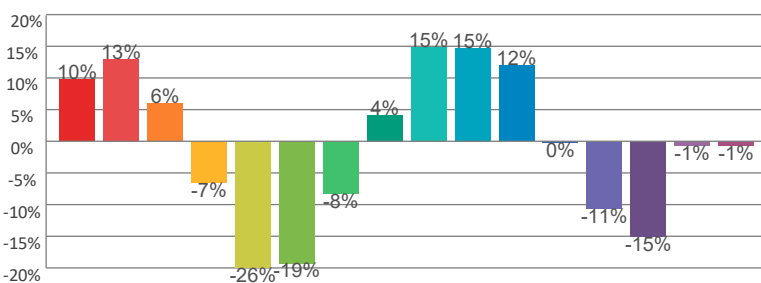
Color Distortion Graphic



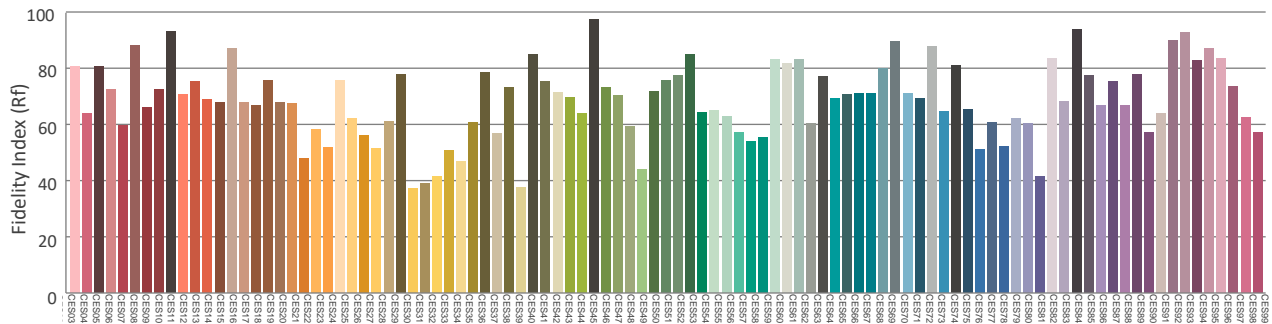
R_f by Hue



Local Chroma Shift by Hue



Color Evaluation Sample



Photometric & Chromaticity Report

Logic Cove S: Very Wide Filter - RGBW - Full Power

Report Summary

Measurements

Fixture Output: 391 lm
Fixture Peak: 87.8 cd
Fixture Efficacy: 21 lm/W
Intensity @ 5m: 3 lux
Color Temperature: 5930 K
CRI: 62.2 CRI R9 Value: -11.6
CQS: 77.5
TLCI: 71
TM-30 Rf: 68.7
TM-30 Rg: 93.4
Beam Angle (50%): 135.9°
Field Angle (10%): 220.8°
Cutoff Angle (3%): 246.9°

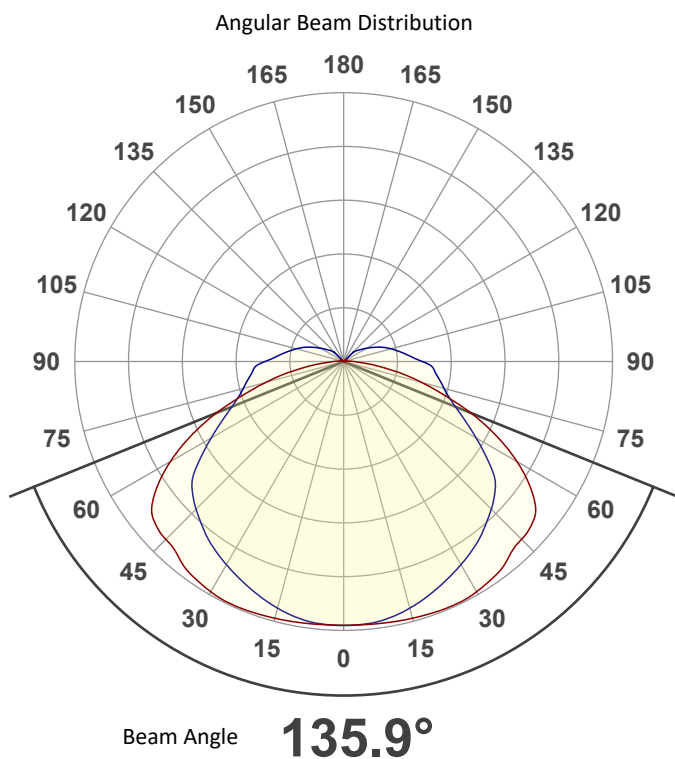
Conditions

AC Supply: 120 V, 60 Hz
Power: 21.23 W
Current: 0.177 A
Power Factor: 0.88

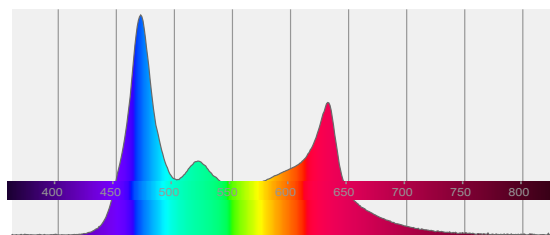


This data sheet conforms to American National Standard E1.9 – 2007 (R2017). All data was measured and calculated by a Viso Systems LabSpion Goniometer at the Chauvet PD Optics Laboratory in Sunrise, FL on 5/5/2022 to LM-63-2002 Standards.

Overall Measurement



Spectral Distribution



Tested Color (CIE 1931):

X: 0.325

Y: 0.310



Light Quality

CRI: 62.2

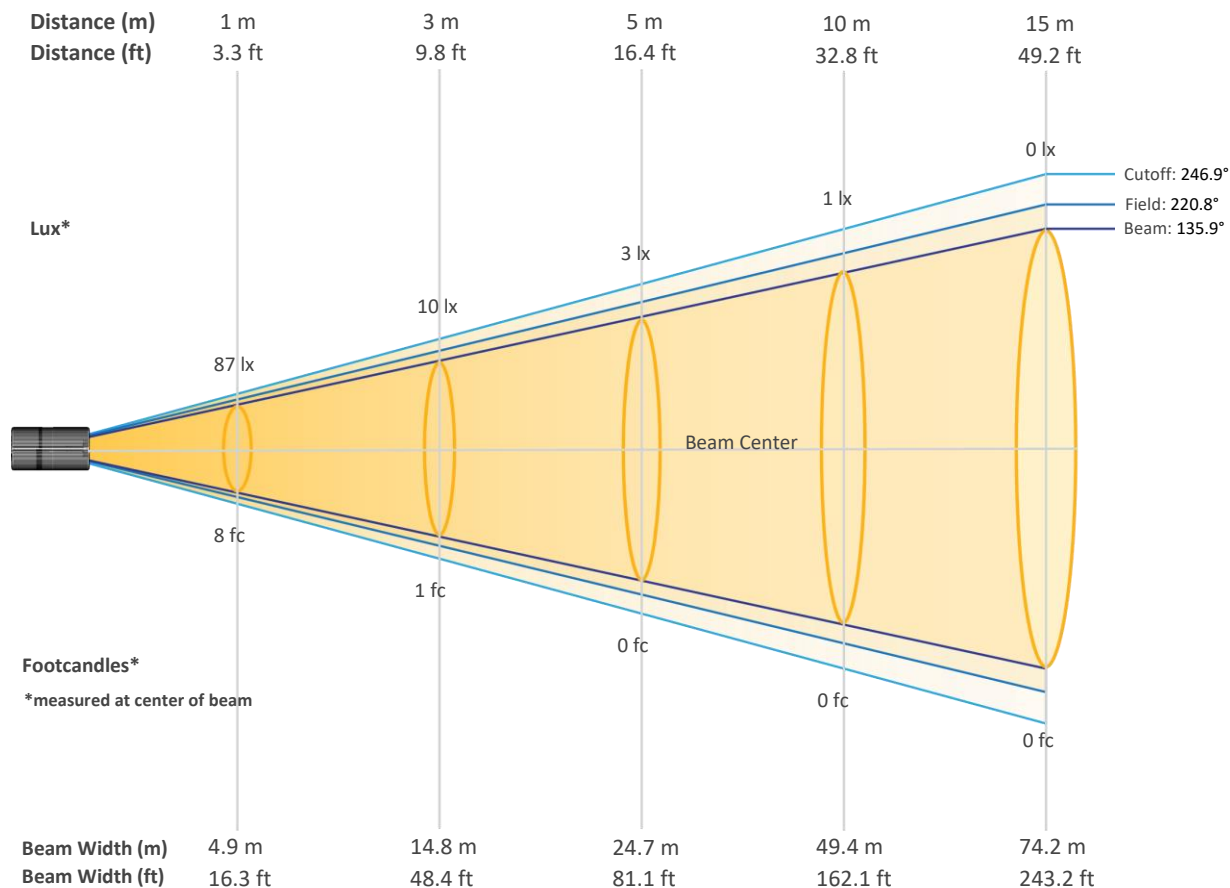
Color Temperature

5930 K

Photometric & Chromaticity Report

Logic Cove S: Very Wide Filter - RGBW - Full Power

Beam Details

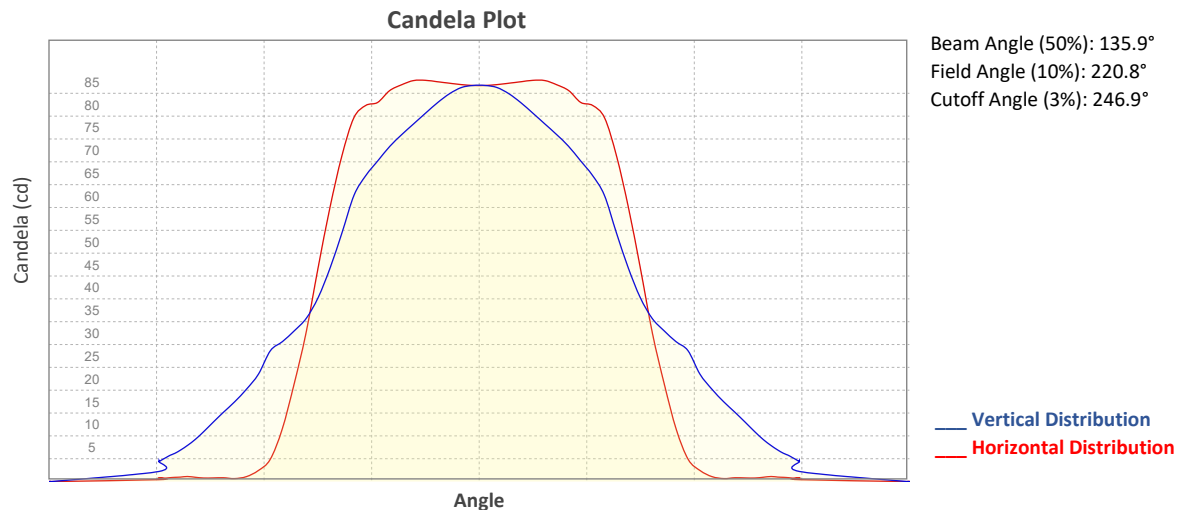


Beam Intensities from 1-20m (3.3-65.6ft)

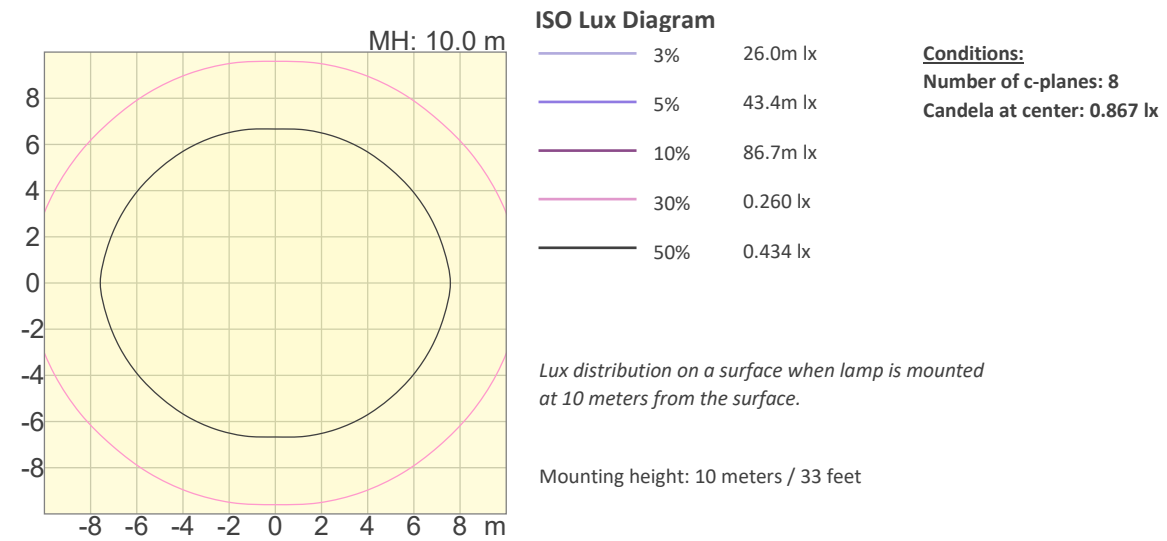
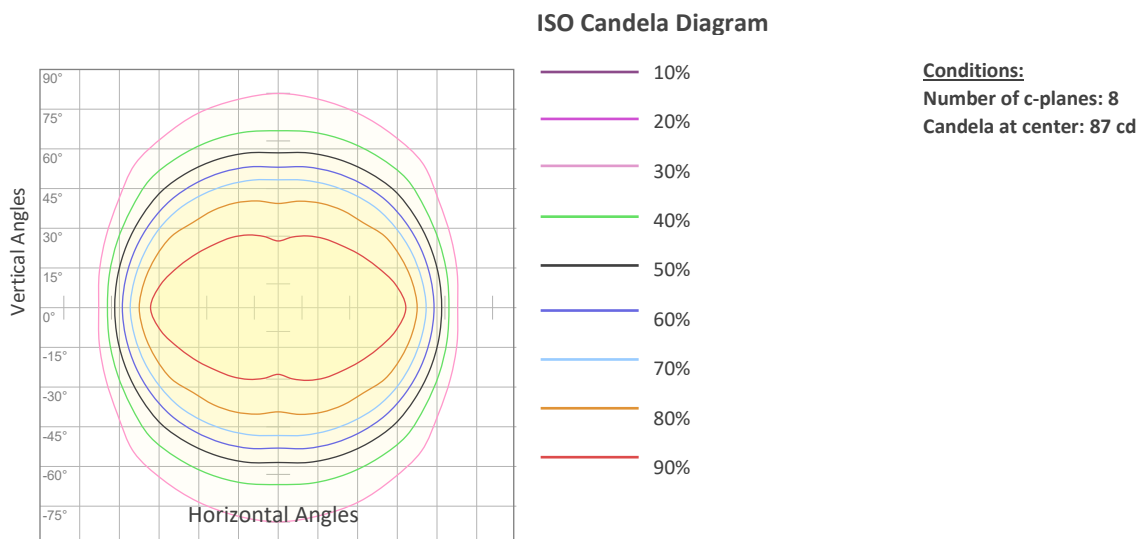
Distance	1m	2m	3m	4m	5m	6m	7m	8m	9m	10m
Lux	87	22	10	5	3	2	2	1	1	1
Distance	11m	12m	13m	14m	15m	16m	17m	18m	19m	20m
Lux	1	1	1	0	0	0	0	0	0	0
Distance	3.3ft	6.6ft	9.8ft	13.1ft	16.4ft	19.7ft	23ft	26.2ft	29.5ft	32.8ft
FC	8	2	1	1	0	0	0	0	0	0
Distance	36.1ft	39.4ft	42.7ft	45.9ft	49.2ft	52.5ft	55.8ft	59.1ft	62.3ft	65.6ft
FC	0	0	0	0	0	0	0	0	0	0

Photometric & Chromaticity Report

Logic Cove S: Very Wide Filter - RGBW - Full Power



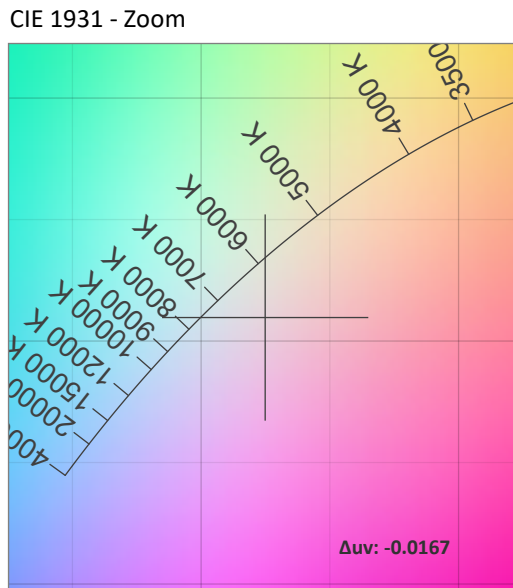
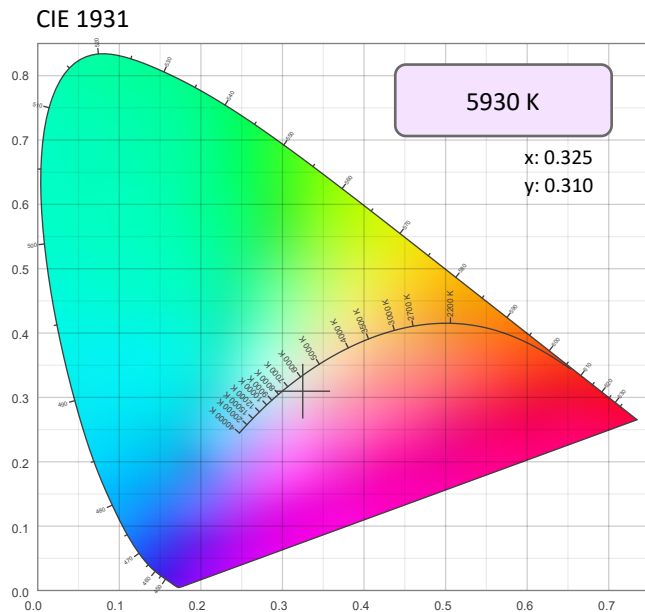
ISO Diagrams



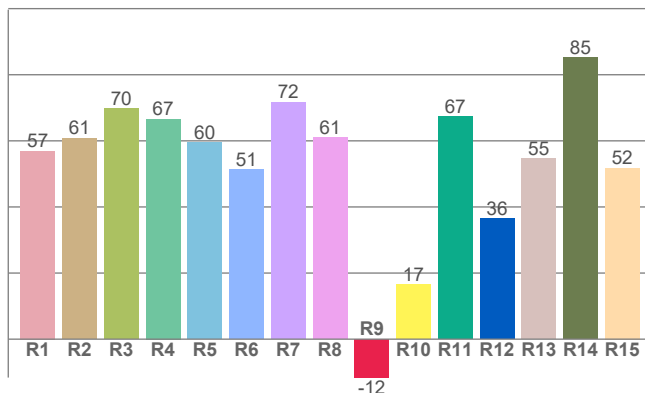
Photometric & Chromaticity Report

Logic Cove S: Very Wide Filter - RGBW - Full Power

Chromaticity



CRI: 62.2 (R1-R8)

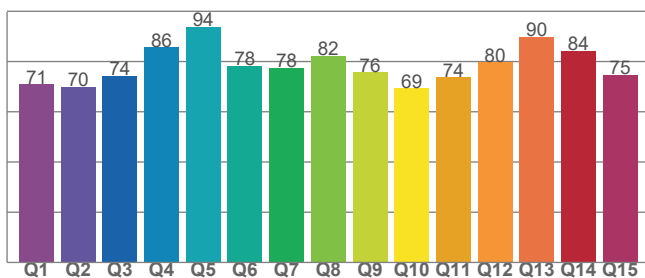


Color Parameters

Color Temperature	Color Coordinate CIE 1931	Color Coordinate CIE 1931
CCT	x	y
5930 K	0.325	0.310

Color Deviation from Black Body Curve	Color Coordinate CIE 1964	Color Coordinate CIE 1964
Δuv	y	u
-0.0167	0.310	0.214

CQS: 77.5



Color Rendering Index	Red Component	Color Quality Scale
CRI	CRI - R9	CQS
62.2	-11.6	77.5

Television Lighting Consistency Index	Color Fidelity	Color Gamut
TLCI	TM30 - Rf	TM30 Rg
71	68.7	93.4

Photometric & Chromaticity Report

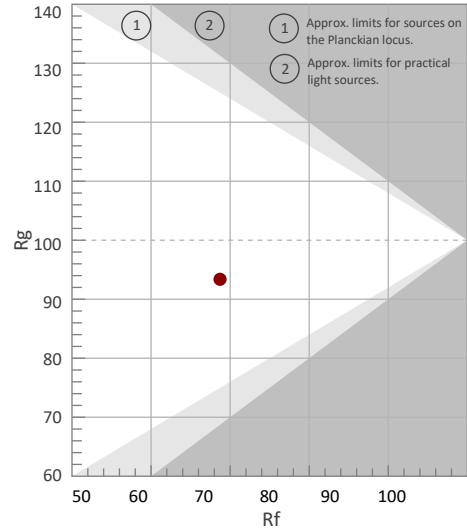
Logic Cove S: Very Wide Filter - RGBW - Full Power

TM-30 Details

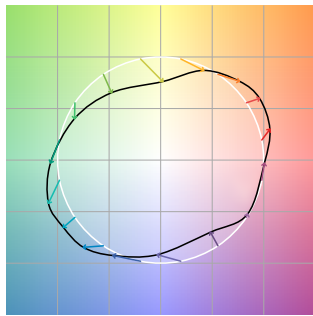
Rf 68.7
Fidelity Index (Rg)

Rg 93.4
Gammut Index (Rg)

Hue Bin	R _f	Graphic shifts (%)	
		Chroma	Hue
1	72	10%	9%
2	77	13%	-4%
3	63	6%	-21%
4	60	-7%	-24%
5	54	-26%	-17%
6	71	-19%	3%
7	77	-8%	13%
8	61	4%	23%
9	73	15%	20%
10	76	15%	2%
11	67	12%	-15%
12	61	0%	-27%
13	72	-11%	-21%
14	74	-15%	1%
15	79	-1%	3%
16	72	-1%	17%



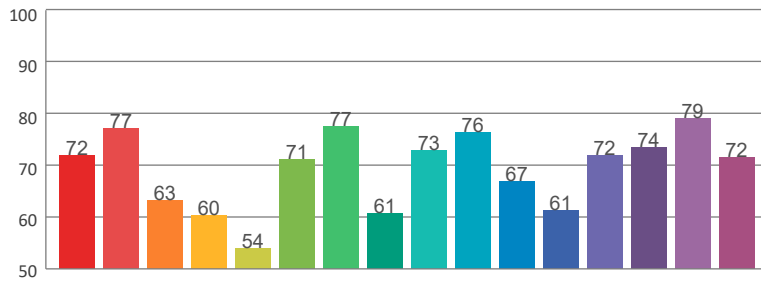
Color Vector Graphic



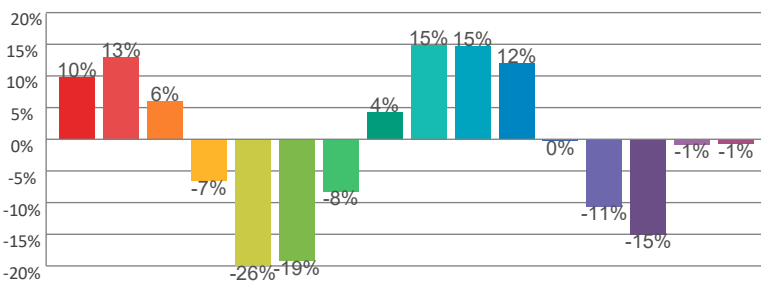
Color Distortion Graphic



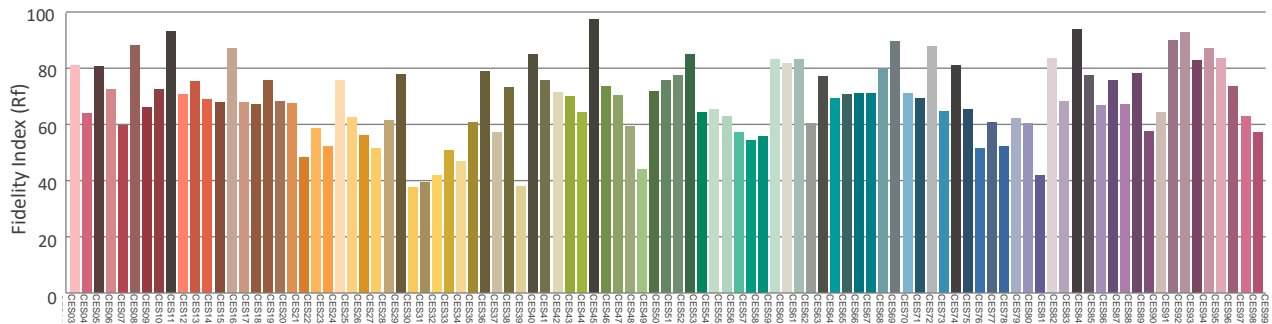
R_f by Hue



Local Chroma Shift by Hue



Color Evaluation Sample



Photometric & Chromaticity Report

Logic Cove S: Very Wide Filter - Red Only

Report Summary

Measurements

Fixture Output: 129 lm
Fixture Peak: 28.2 cd
Fixture Efficacy: 8 lm/W
Intensity @ 5m: 1 lux
Color Temperature: 0 K
CRI: 0.0 CRI R9 Value: 0.0
CQS: 0.0
TLCl: n/a
TM-30 Rf: 0.0
TM-30 Rg: 0.0
Beam Angle (50%): 140.5°
Field Angle (10%): 223.8°
Cutoff Angle (3%): 254.7°

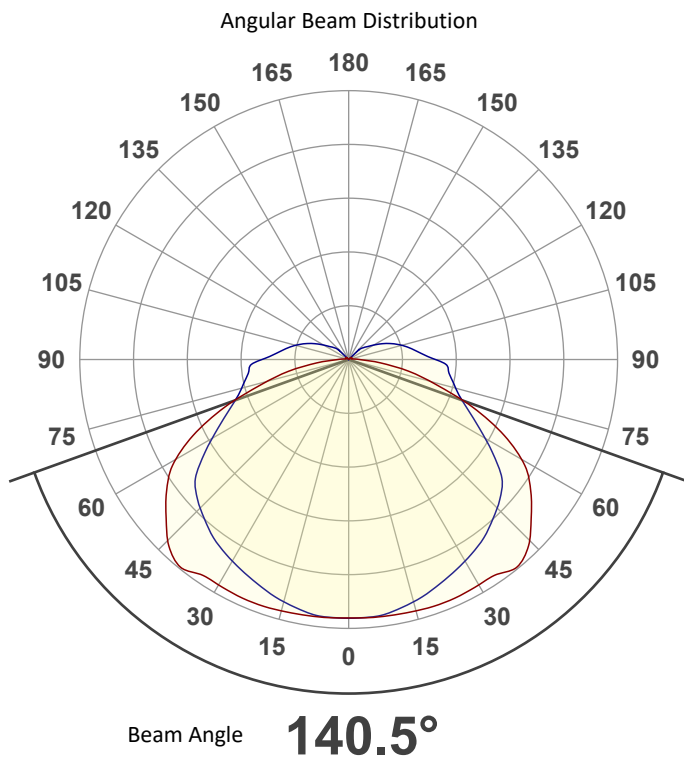
Conditions

AC Supply: 120 V, 60 Hz
Power: 19.32 W
Current: 0.161 A
Power Factor: 0.85

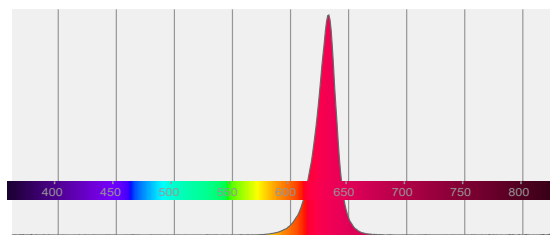


This data sheet conforms to American National Standard E1.9 – 2007 (R2017). All data was measured and calculated by a Viso Systems LabSpion Goniometer at the Chauvet PD Optics Laboratory in Sunrise, FL on 5/5/2022 to LM-63-2002 Standards.

Overall Measurement



Spectral Distribution



Tested Color (CIE 1931):

X: 0.695

Y: 0.304



Light Quality

CRI: 0.0

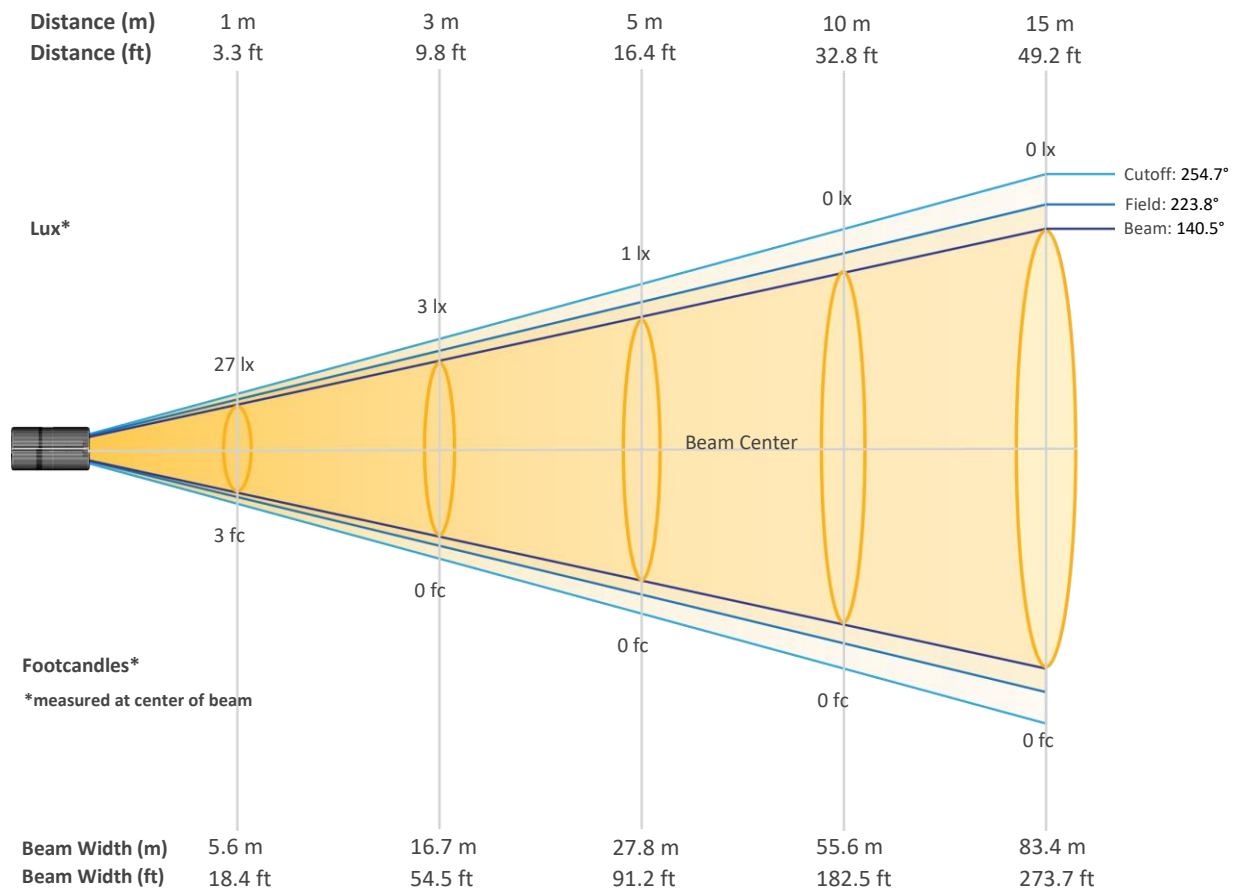
Color Temperature

0 K

Photometric & Chromaticity Report

Logic Cove S: Very Wide Filter - Red Only

Beam Details

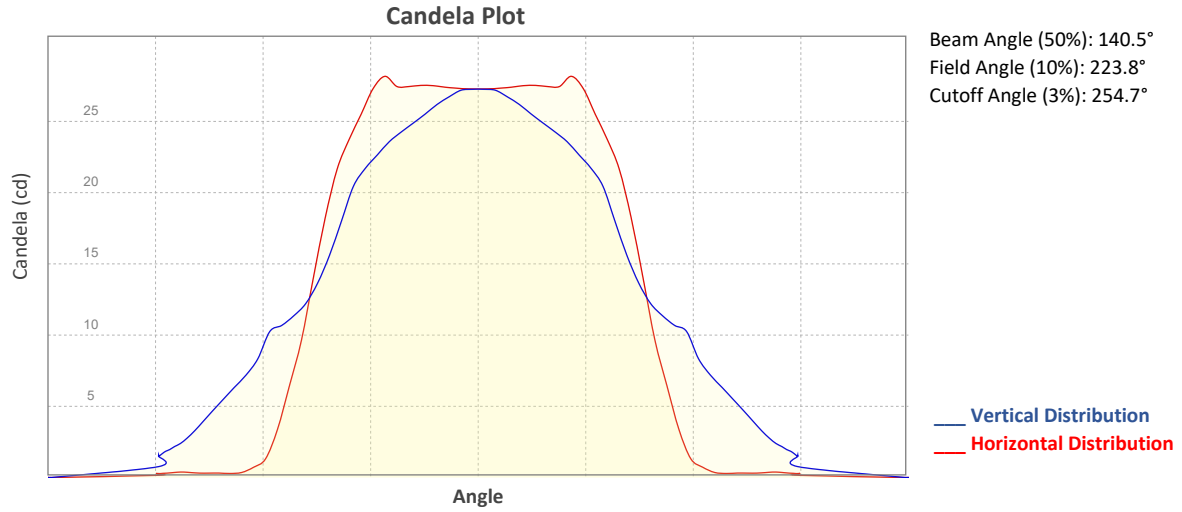


Beam Intensities from 1-20m (3.3-65.6ft)

Distance	1m	2m	3m	4m	5m	6m	7m	8m	9m	10m
Lux	27	7	3	2	1	1	1	0	0	0
Distance	11m	12m	13m	14m	15m	16m	17m	18m	19m	20m
Lux	0	0	0	0	0	0	0	0	0	0
Distance	3.3ft	6.6ft	9.8ft	13.1ft	16.4ft	19.7ft	23ft	26.2ft	29.5ft	32.8ft
FC	3	1	0	0	0	0	0	0	0	0
Distance	36.1ft	39.4ft	42.7ft	45.9ft	49.2ft	52.5ft	55.8ft	59.1ft	62.3ft	65.6ft
FC	0	0	0	0	0	0	0	0	0	0

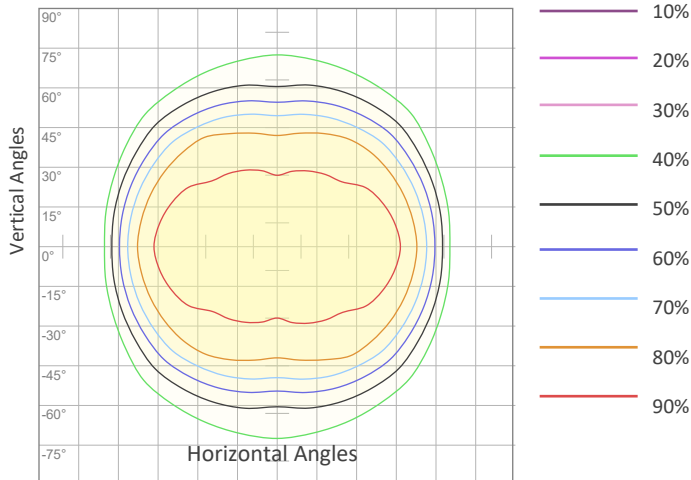
Photometric & Chromaticity Report

Logic Cove S: Very Wide Filter - Red Only



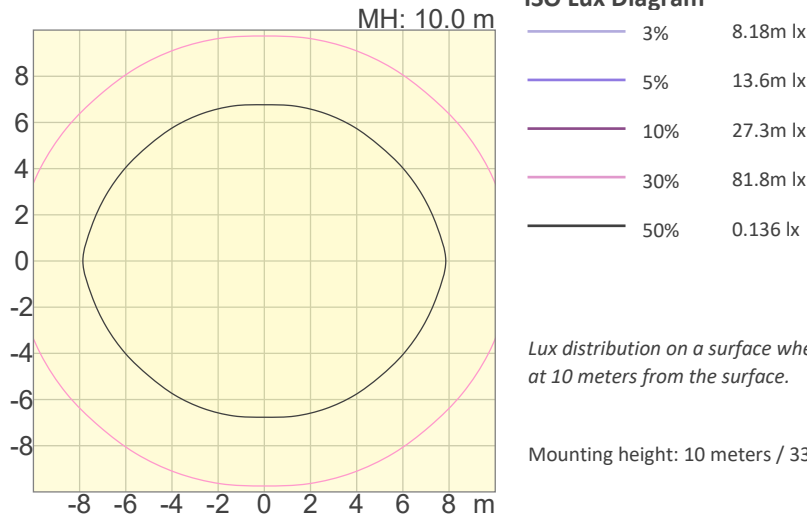
ISO Diagrams

ISO Candela Diagram



Conditions:
 Number of c-planes: 8
 Candela at center: 27 cd

ISO Lux Diagram



Conditions:
 Number of c-planes: 8
 Candela at center: 0.273 lx

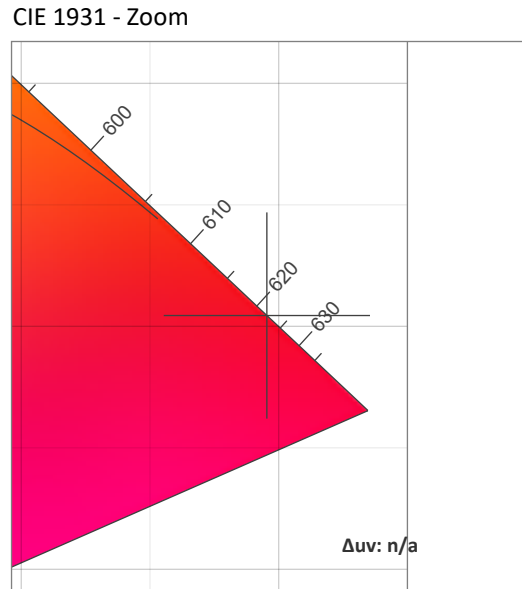
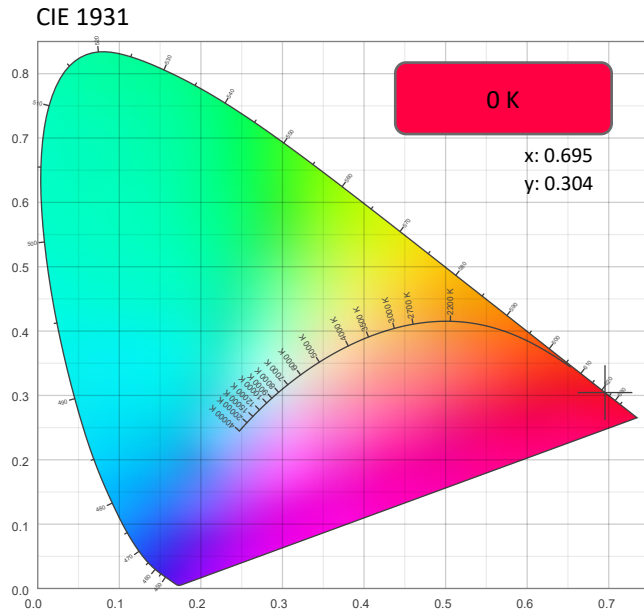
Lux distribution on a surface when lamp is mounted at 10 meters from the surface.

Mounting height: 10 meters / 33 feet

Photometric & Chromaticity Report

Logic Cove S: Very Wide Filter - Red Only

Chromaticity



CRI: 0.0 (R1-R8)

0	0	0	0	0	0	0	0	0	0	0	0	0	0	0
R1	R2	R3	R4	R5	R6	R7	R8	R9	R10	R11	R12	R13	R14	R15

CQS: 0.0

0	0	0	0	0	0	0	0	0	0	0	0	0	0	0
Q1	Q2	Q3	Q4	Q5	Q6	Q7	Q8	Q9	Q10	Q11	Q12	Q13	Q14	Q15

Color Parameters

Color Temperature	Color Coordinate CIE 1931	Color Coordinate CIE 1931
CCT	x	y
0 K	0.695	0.304

Color Deviation from Black Body Curve	Color Coordinate CIE 1964	Color Coordinate CIE 1964
Δuv	y	u
n/a	0.304	0.529

Color Rendering Index	Red Component	Color Quality Scale
CRI	CRI - R9	CQS
0.0	0.0	0.0

Television Lighting Consistency Index	Color Fidelity	Color Gamut
TLCI	TM30 - Rf	TM30 Rg
n/a	0.0	0.0

Photometric & Chromaticity Report

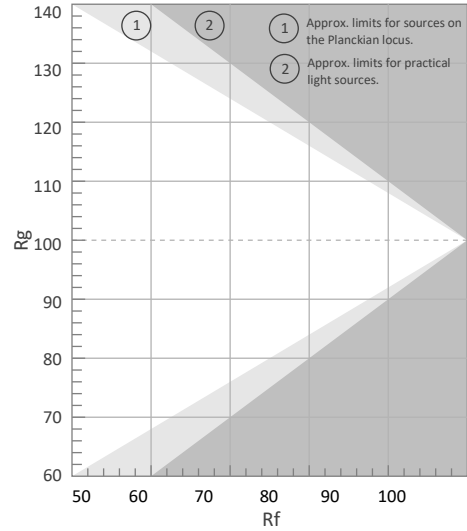
Logic Cove S: Very Wide Filter - Red Only

TM-30 Details


Rf 0.0
Fidelity Index (Rg)

Rg 0.0
Gammut Index (Rg)

Hue Bin	R _f	Graphic shifts (%)	
		Chroma	Hue
1	0	0%	0%
2	0	0%	0%
3	0	0%	0%
4	0	0%	0%
5	0	0%	0%
6	0	0%	0%
7	0	0%	0%
8	0	0%	0%
9	0	0%	0%
10	0	0%	0%
11	0	0%	0%
12	0	0%	0%
13	0	0%	0%
14	0	0%	0%
15	0	0%	0%
16	0	0%	0%




Color Vector Graphic



Color Distortion Graphic



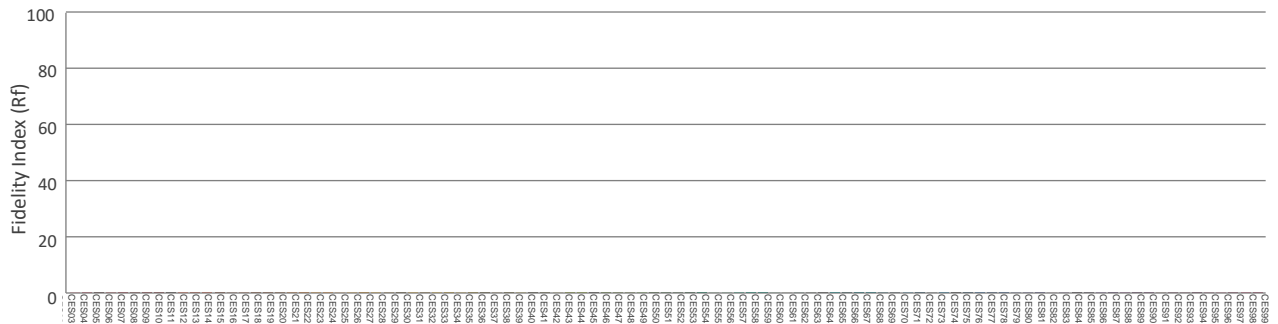
Rf by Hue



Local Chroma Shift by Hue



Color Evaluation Sample



Photometric & Chromaticity Report

Logic Cove S: Very Wide Filter - Green Only

Report Summary

Measurements

Fixture Output: 296 lm

Fixture Peak: 64.6 cd

Fixture Efficacy: 18 lm/W

Intensity @ 5m: 2 lux

Color Temperature: 0 K

CRI: 0.0 CRI R9 Value: 0.0

CQS: 0.0

TLCl: n/a

TM-30 Rf: 0.0

TM-30 Rg: 0.0

Beam Angle (50%): 141.8°

Field Angle (10%): 223.1°

Cutoff Angle (3%): 253.2°

Conditions

AC Supply: 120 V, 60 Hz

Power: 19.62 W

Current: 0.163 A

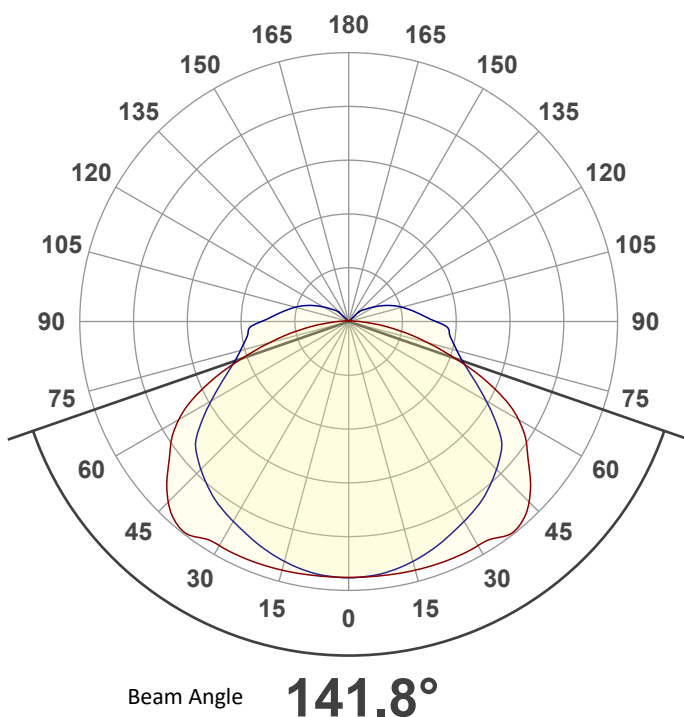
Power Factor: 0.86



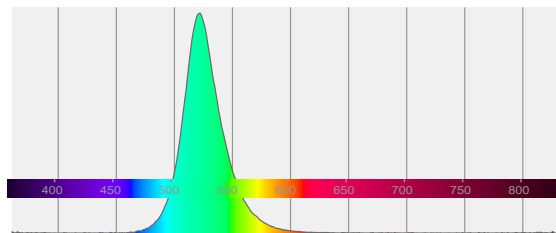
This data sheet conforms to American National Standard E1.9 – 2007 (R2017). All data was measured and calculated by a Viso Systems LabSpion Goniometer at the Chauvet PD Optics Laboratory in Sunrise, FL on 5/5/2022 to LM-63-2002 Standards.

Overall Measurement

Angular Beam Distribution



Spectral Distribution



Tested Color (CIE 1931):

X: 0.178

Y: 0.724



Light Quality

CRI: 0.0

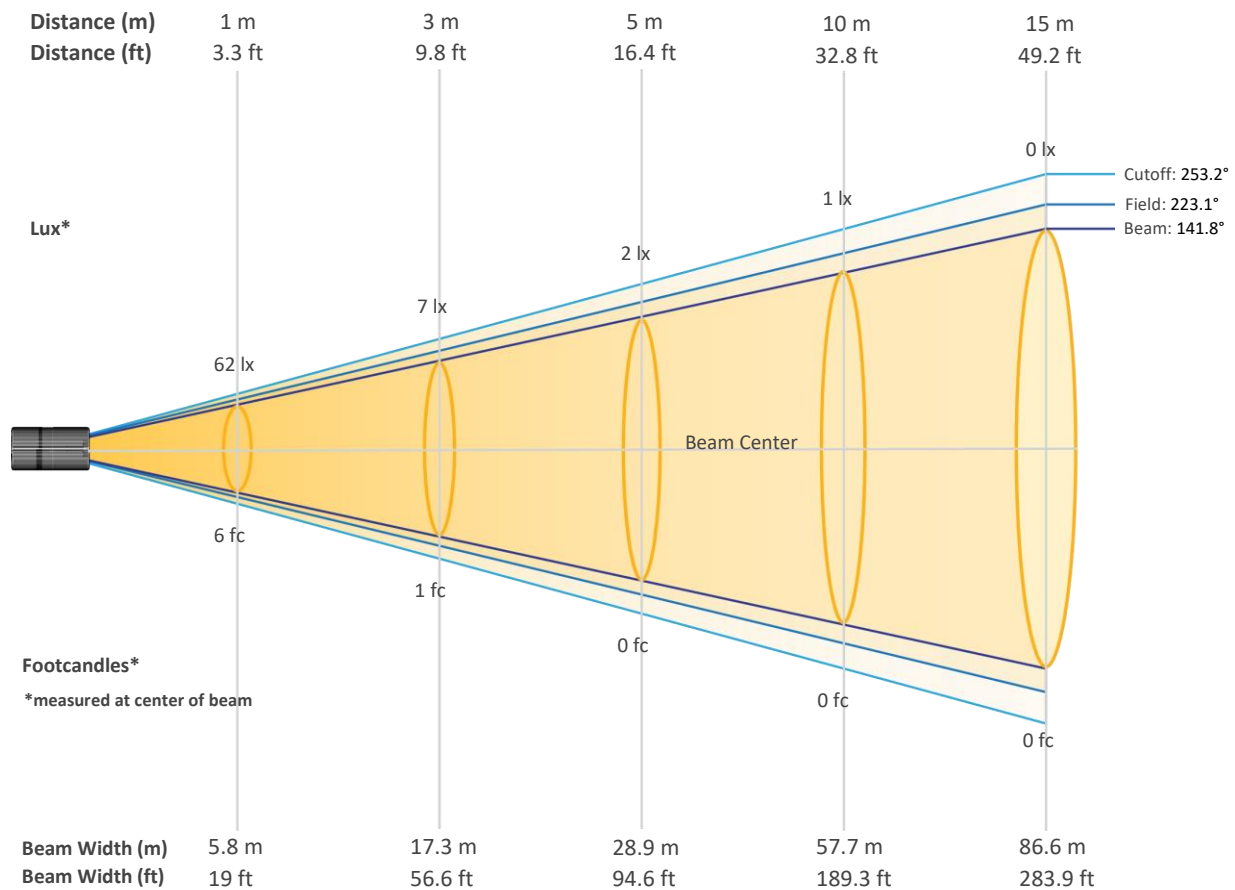
Color Temperature

0 K

Photometric & Chromaticity Report

Logic Cove S: Very Wide Filter - Green Only

Beam Details

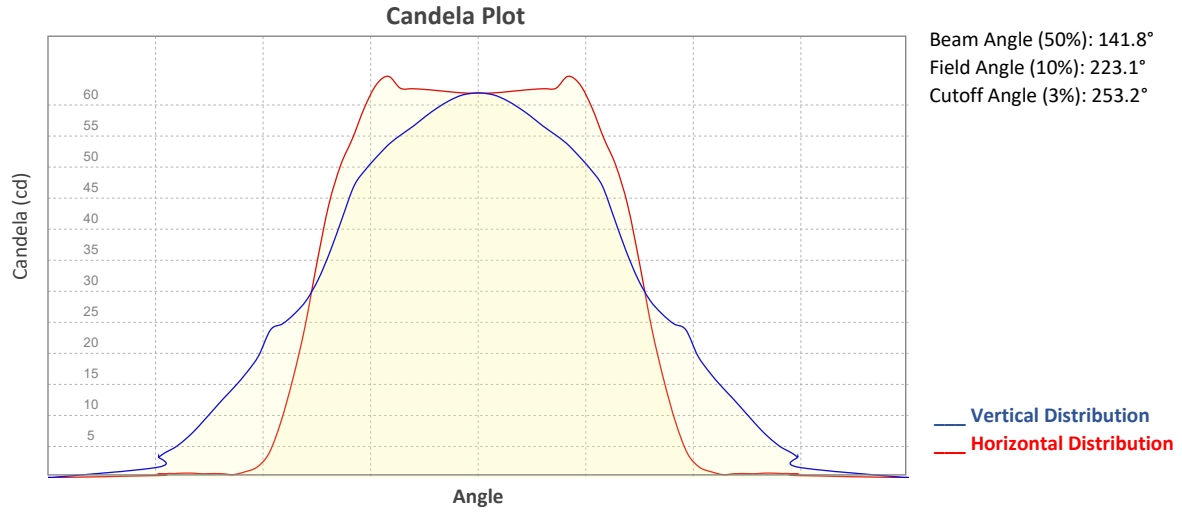


Beam Intensities from 1-20m (3.3-65.6ft)

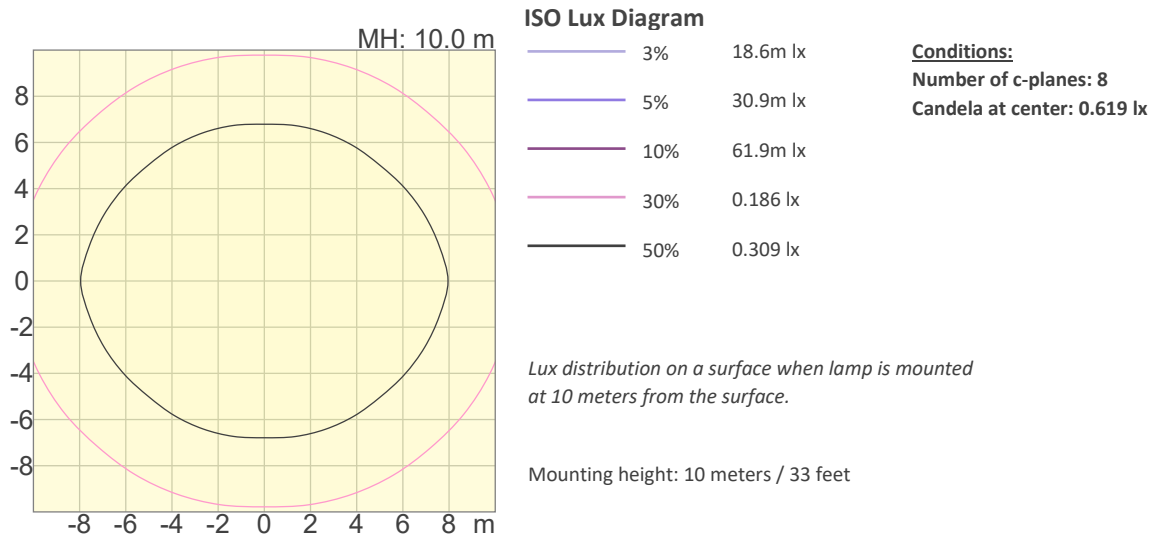
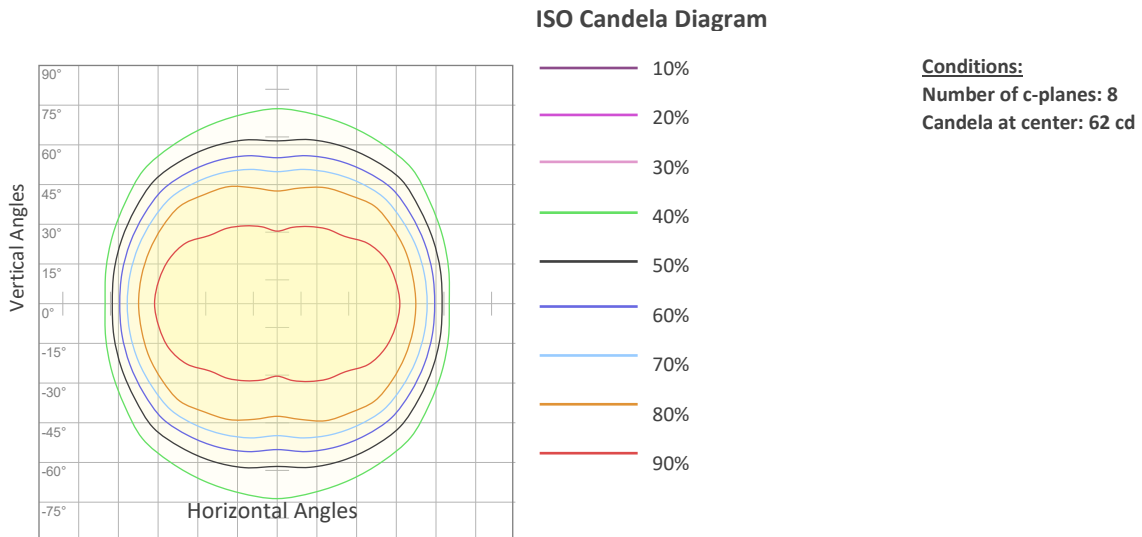
Distance	1m	2m	3m	4m	5m	6m	7m	8m	9m	10m
Lux	62	15	7	4	2	2	1	1	1	1
Distance	11m	12m	13m	14m	15m	16m	17m	18m	19m	20m
Lux	1	0	0	0	0	0	0	0	0	0
Distance	3.3ft	6.6ft	9.8ft	13.1ft	16.4ft	19.7ft	23ft	26.2ft	29.5ft	32.8ft
FC	6	1	1	0	0	0	0	0	0	0
Distance	36.1ft	39.4ft	42.7ft	45.9ft	49.2ft	52.5ft	55.8ft	59.1ft	62.3ft	65.6ft
FC	0	0	0	0	0	0	0	0	0	0

Photometric & Chromaticity Report

Logic Cove S: Very Wide Filter - Green Only



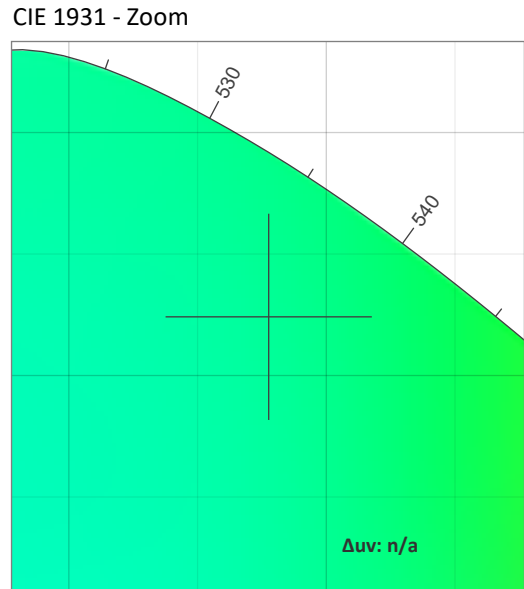
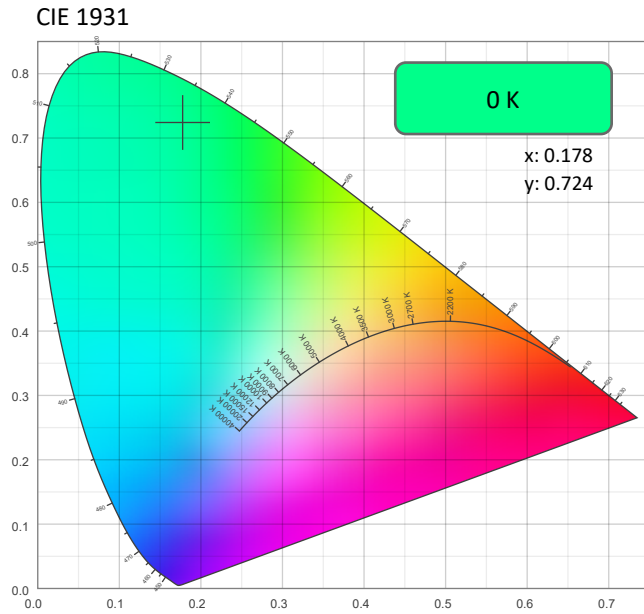
ISO Diagrams



Photometric & Chromaticity Report

Logic Cove S: Very Wide Filter - Green Only

Chromaticity



CRI: 0.0 (R1-R8)

0	0	0	0	0	0	0	0	0	0	0	0	0	0	0
R1	R2	R3	R4	R5	R6	R7	R8	R9	R10	R11	R12	R13	R14	R15

CQS: 0.0

0	0	0	0	0	0	0	0	0	0	0	0	0	0	0
Q1	Q2	Q3	Q4	Q5	Q6	Q7	Q8	Q9	Q10	Q11	Q12	Q13	Q14	Q15

Color Parameters

Color Temperature	Color Coordinate CIE 1931	Color Coordinate CIE 1931
CCT	x	y
0 K	0.178	0.724

Color Deviation from Black Body Curve	Color Coordinate CIE 1964	Color Coordinate CIE 1964
Δuv	y	u
n/a	0.724	0.063

Color Rendering Index	Red Component	Color Quality Scale
CRI	CRI - R9	CQS
0.0	0.0	0.0

Television Lighting Consistency Index	Color Fidelity	Color Gamut
TLCI	TM30 - Rf	TM30 Rg
n/a	0.0	0.0

Photometric & Chromaticity Report

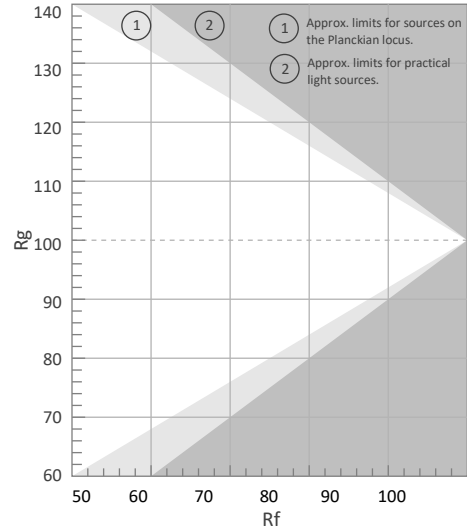
Logic Cove S: Very Wide Filter - Green Only

TM-30 Details


Rf 0.0
Fidelity Index (Rg)

Rg 0.0
Gammut Index (Rg)

Hue Bin	R _f	Graphic shifts (%)	
		Chroma	Hue
1	0	0%	0%
2	0	0%	0%
3	0	0%	0%
4	0	0%	0%
5	0	0%	0%
6	0	0%	0%
7	0	0%	0%
8	0	0%	0%
9	0	0%	0%
10	0	0%	0%
11	0	0%	0%
12	0	0%	0%
13	0	0%	0%
14	0	0%	0%
15	0	0%	0%
16	0	0%	0%




Color Vector Graphic



Color Distortion Graphic



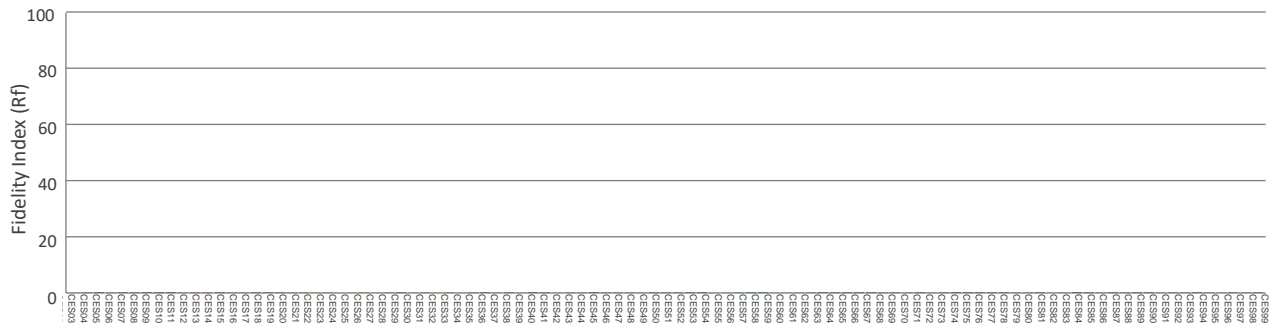
Rf by Hue



Local Chroma Shift by Hue



Color Evaluation Sample



Photometric & Chromaticity Report

Logic Cove S: Very Wide Filter - Blue Only

Report Summary

Measurements

Fixture Output: 113 lm
Fixture Peak: 24.9 cd
Fixture Efficacy: 7 lm/W
Intensity @ 5m: 1 lux
Color Temperature: 0 K
CRI: 0.0 CRI R9 Value: 0.0
CQS: 0.0
TLCl: n/a
TM-30 Rf: 0.0
TM-30 Rg: 0.0
Beam Angle (50%): 139.9°
Field Angle (10%): 224.5°
Cutoff Angle (3%): 254.8°

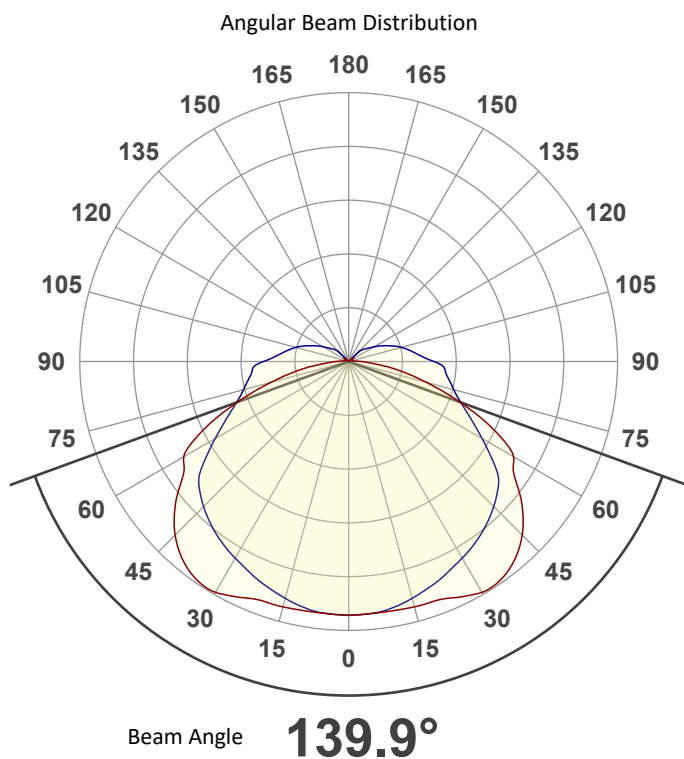
Conditions

AC Supply: 120 V, 60 Hz
Power: 19.83 W
Current: 0.165 A
Power Factor: 0.86

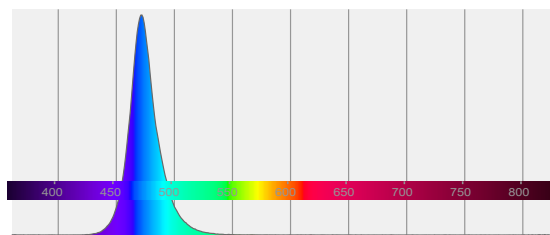


This data sheet conforms to American National Standard E1.9 – 2007 (R2017). All data was measured and calculated by a Viso Systems LabSpion Goniometer at the Chauvet PD Optics Laboratory in Sunrise, FL on 5/5/2022 to LM-63-2002 Standards.

Overall Measurement




Spectral Distribution



Tested Color (CIE 1931):

X: 0.119

Y: 0.099



Light Quality

CRI: 0.0

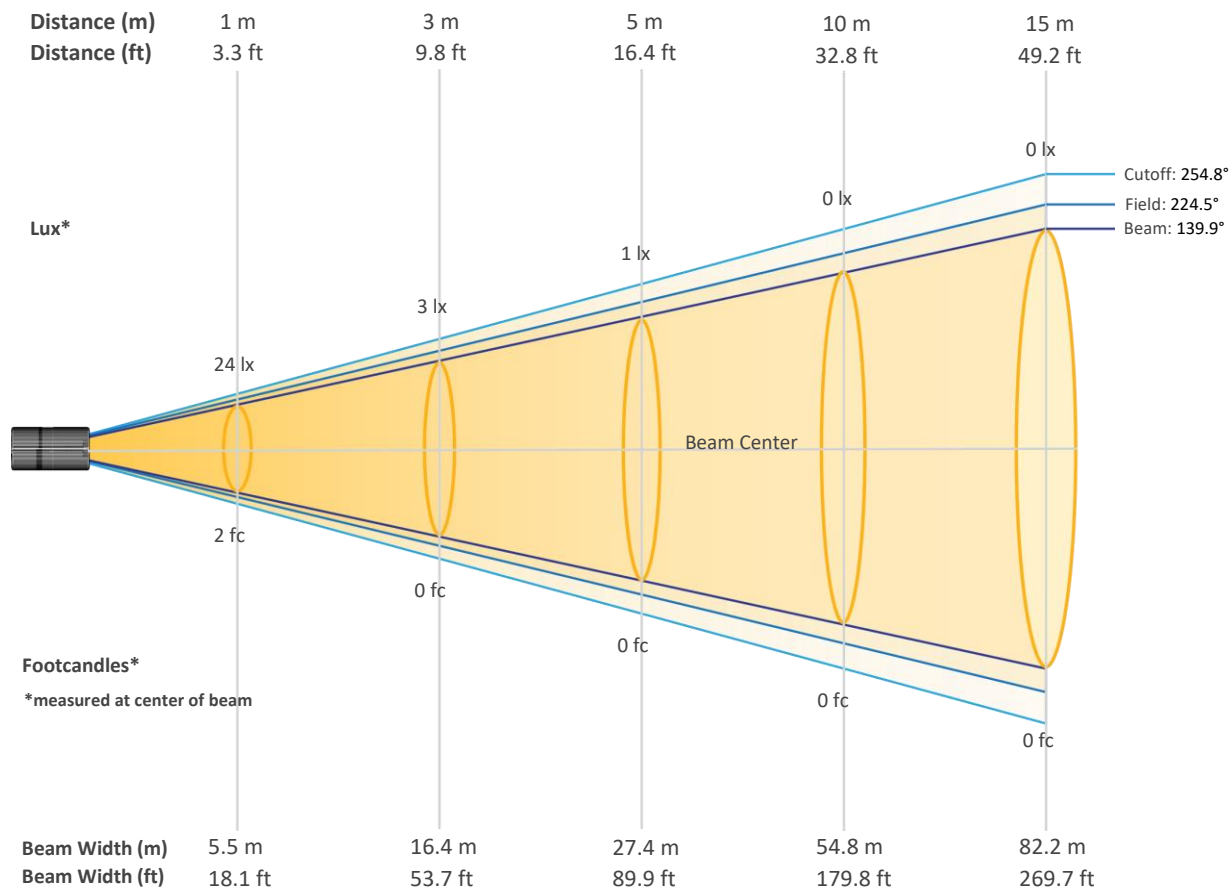
Color Temperature

0 K

Photometric & Chromaticity Report

Logic Cove S: Very Wide Filter - Blue Only

Beam Details

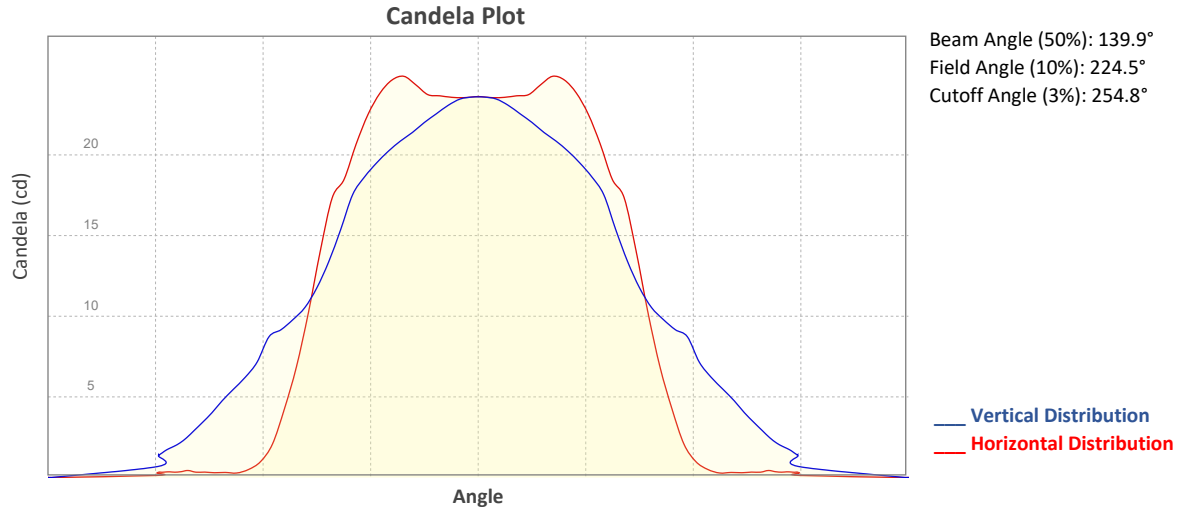


Beam Intensities from 1-20m (3.3-65.6ft)

Distance	1m	2m	3m	4m	5m	6m	7m	8m	9m	10m
Lux	24	6	3	1	1	1	0	0	0	0
Distance	11m	12m	13m	14m	15m	16m	17m	18m	19m	20m
Lux	0	0	0	0	0	0	0	0	0	0
Distance	3.3ft	6.6ft	9.8ft	13.1ft	16.4ft	19.7ft	23ft	26.2ft	29.5ft	32.8ft
FC	2	1	0	0	0	0	0	0	0	0
Distance	36.1ft	39.4ft	42.7ft	45.9ft	49.2ft	52.5ft	55.8ft	59.1ft	62.3ft	65.6ft
FC	0	0	0	0	0	0	0	0	0	0

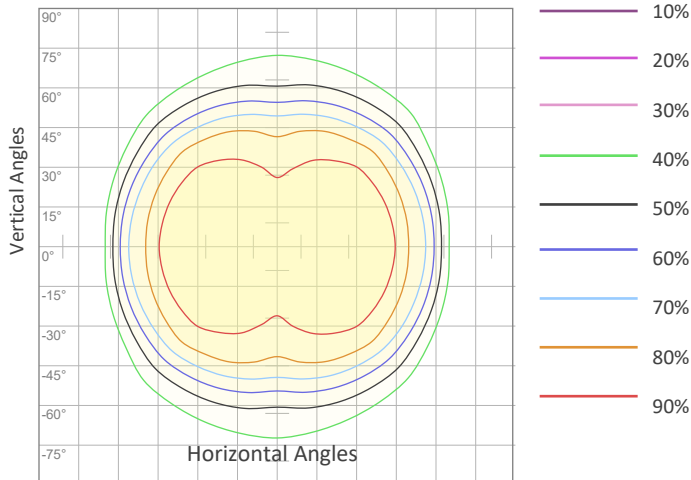
Photometric & Chromaticity Report

Logic Cove S: Very Wide Filter - Blue Only



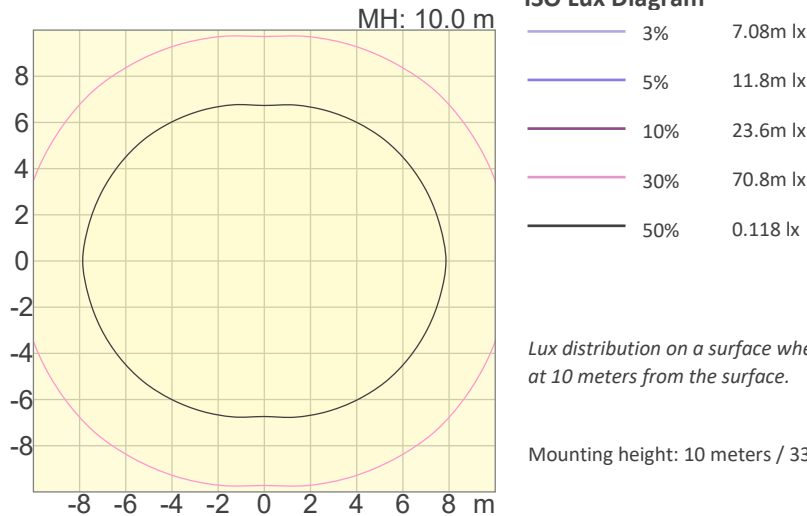
ISO Diagrams

ISO Candela Diagram



Conditions:
 Number of c-planes: 8
 Candela at center: 24 cd

ISO Lux Diagram



Conditions:
 Number of c-planes: 8
 Candela at center: 0.236 lx

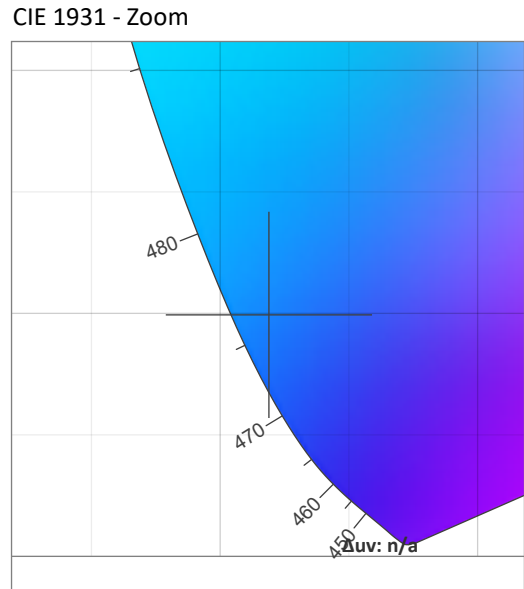
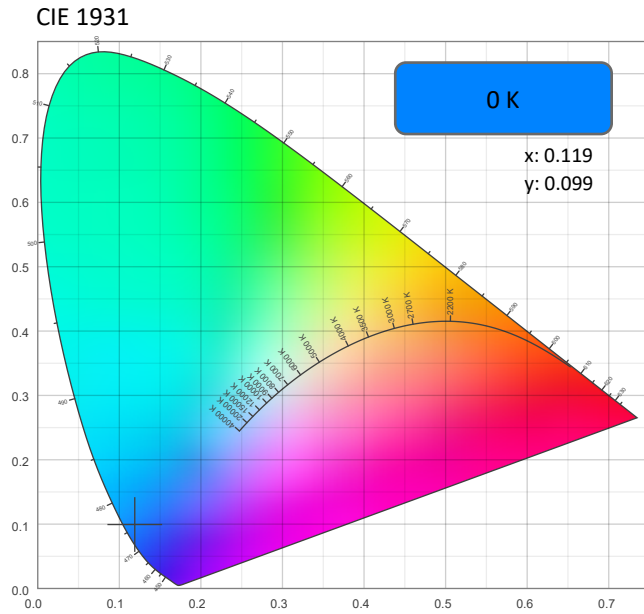
Lux distribution on a surface when lamp is mounted at 10 meters from the surface.

Mounting height: 10 meters / 33 feet

Photometric & Chromaticity Report

Logic Cove S: Very Wide Filter - Blue Only

Chromaticity



CRI: 0.0 (R1-R8)

0	0	0	0	0	0	0	0	0	0	0	0	0	0	0
R1	R2	R3	R4	R5	R6	R7	R8	R9	R10	R11	R12	R13	R14	R15

CQS: 0.0

0	0	0	0	0	0	0	0	0	0	0	0	0	0	0
Q1	Q2	Q3	Q4	Q5	Q6	Q7	Q8	Q9	Q10	Q11	Q12	Q13	Q14	Q15

Color Parameters

Color Temperature	Color Coordinate CIE 1931	Color Coordinate CIE 1931
CCT	x	y
0 K	0.119	0.099

Color Deviation from Black Body Curve	Color Coordinate CIE 1964	Color Coordinate CIE 1964
Δuv	y	u
n/a	0.099	0.120

Color Rendering Index	Red Component	Color Quality Scale
CRI	CRI - R9	CQS
0.0	0.0	0.0

Television Lighting Consistency Index	Color Fidelity	Color Gamut
TLCI	TM30 - Rf	TM30 Rg
n/a	0.0	0.0

Photometric & Chromaticity Report

Logic Cove S: Very Wide Filter - Warm White Only

Report Summary

Measurements

Fixture Output: 473 lm
Fixture Peak: 111 cd
Fixture Efficacy: 28 lm/W
Intensity @ 5m: 4 lux
Color Temperature: 3066 K
CRI: 83.5 CRI R9 Value: 9.7
CQS: 82.7
TLCI: 71
TM-30 Rf: 85.1
TM-30 Rg: 94.8
Beam Angle (50%): 134.6°
Field Angle (10%): 218.2°
Cutoff Angle (3%): 247.2°

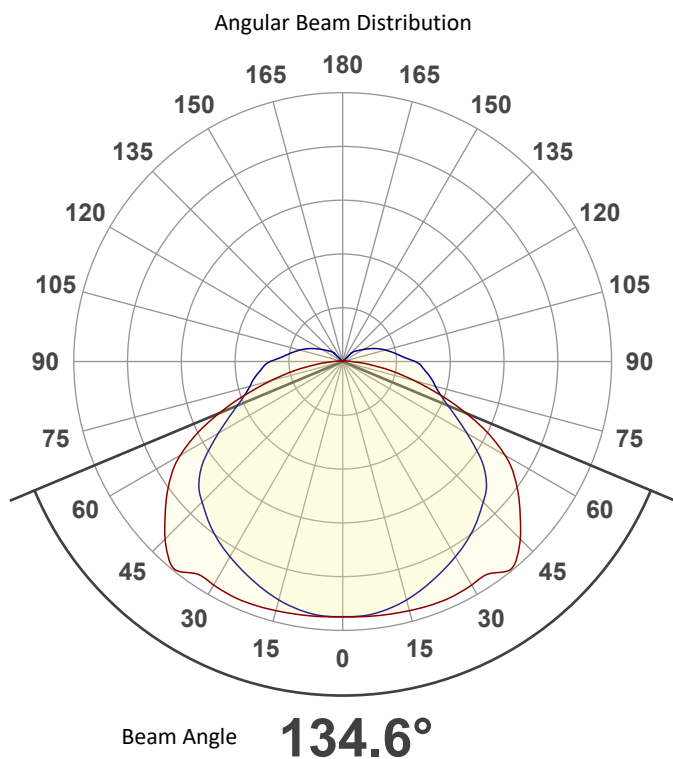
Conditions

AC Supply: 120 V, 60 Hz
Power: 19.75 W
Current: 0.164 A
Power Factor: 0.86

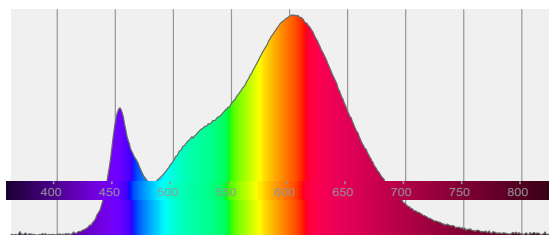


This data sheet conforms to American National Standard E1.9 – 2007 (R2017). All data was measured and calculated by a Viso Systems LabSpion Goniometer at the Chauvet PD Optics Laboratory in Sunrise, FL on 5/5/2022 to LM-63-2002 Standards.

Overall Measurement



Spectral Distribution



Tested Color (CIE 1931):

X: 0.431

Y: 0.399



Light Quality

CRI: 83.5

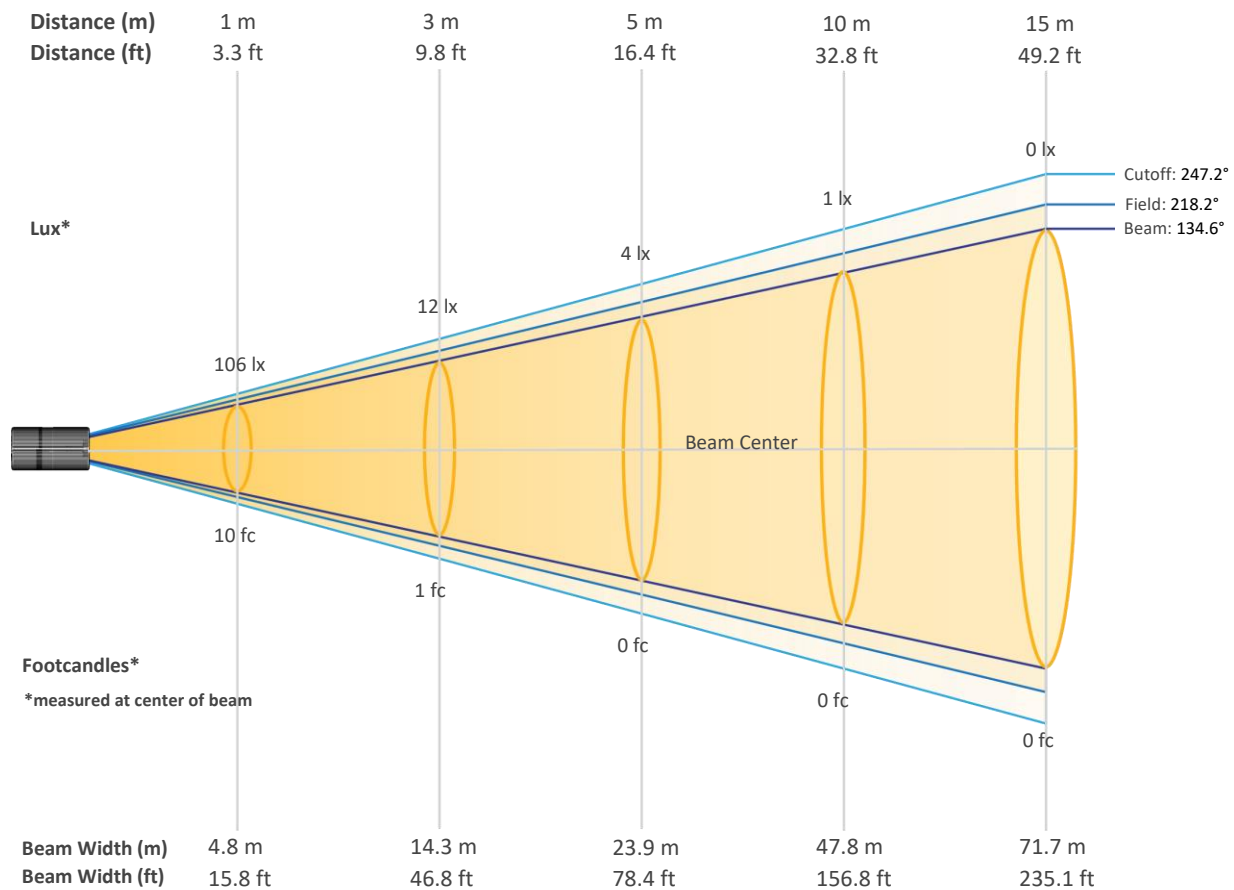
Color Temperature

3066 K

Photometric & Chromaticity Report

Logic Cove S: Very Wide Filter - Warm White Only

Beam Details

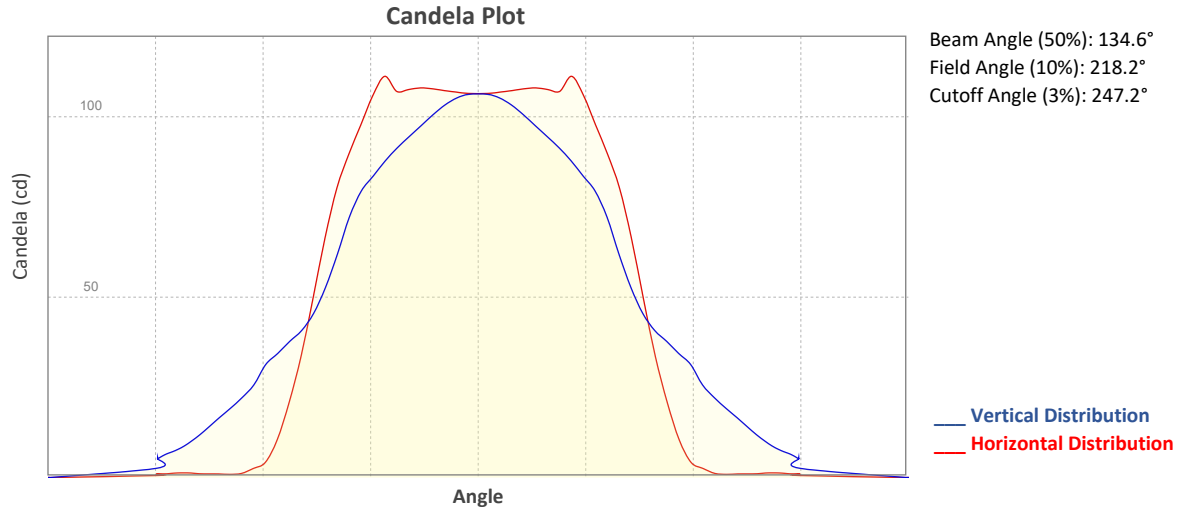


Beam Intensities from 1-20m (3.3-65.6ft)

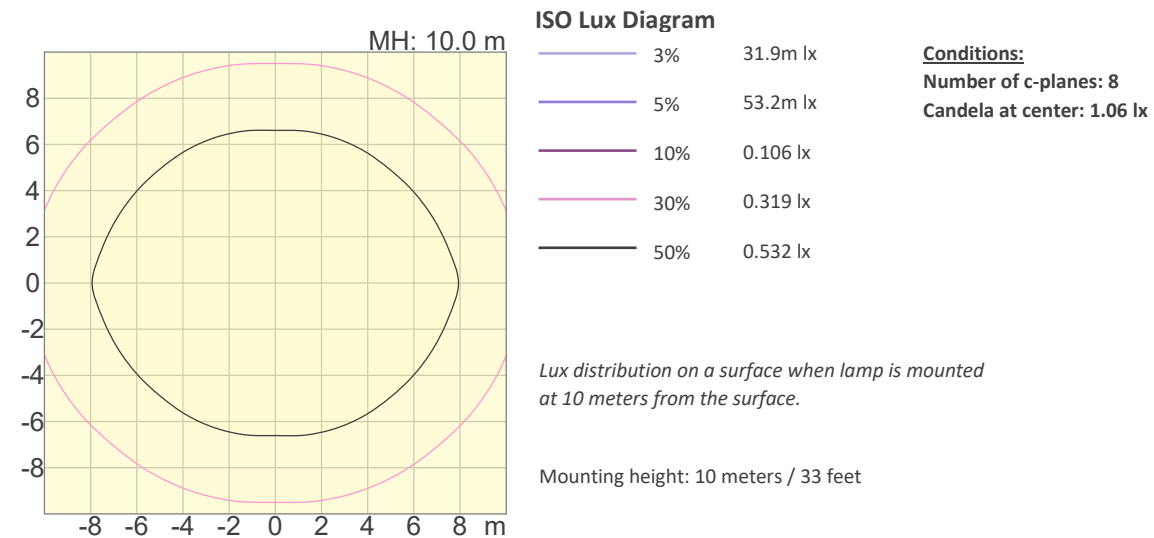
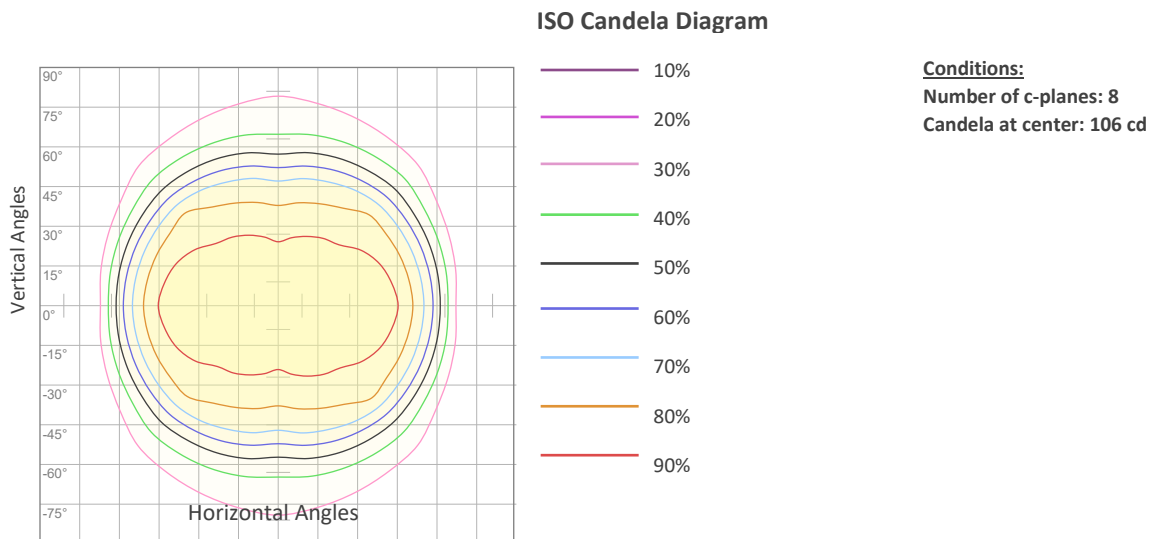
Distance	1m	2m	3m	4m	5m	6m	7m	8m	9m	10m
Lux	106	27	12	7	4	3	2	2	1	1
Distance	11m	12m	13m	14m	15m	16m	17m	18m	19m	20m
Lux	1	1	1	1	0	0	0	0	0	0
Distance	3.3ft	6.6ft	9.8ft	13.1ft	16.4ft	19.7ft	23ft	26.2ft	29.5ft	32.8ft
FC	10	2	1	1	0	0	0	0	0	0
Distance	36.1ft	39.4ft	42.7ft	45.9ft	49.2ft	52.5ft	55.8ft	59.1ft	62.3ft	65.6ft
FC	0	0	0	0	0	0	0	0	0	0

Photometric & Chromaticity Report

Logic Cove S: Very Wide Filter - Warm White Only



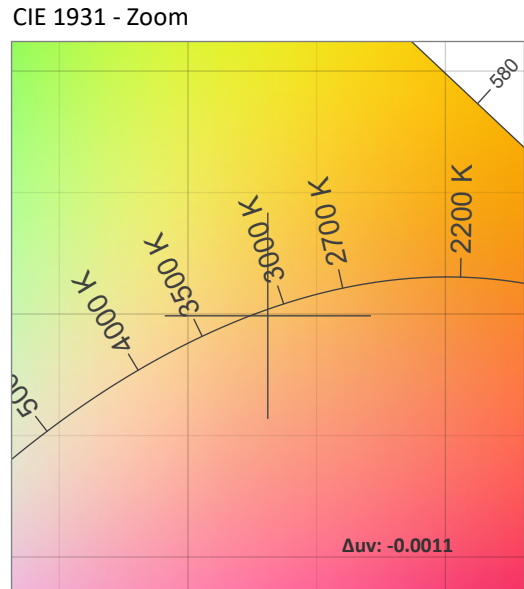
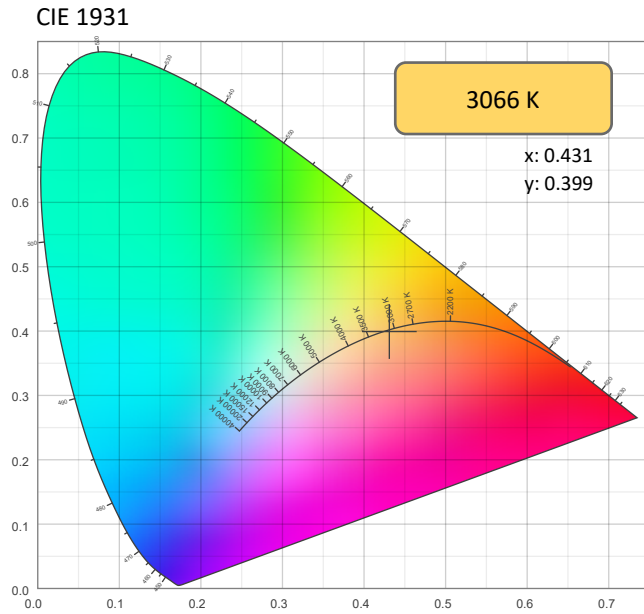
ISO Diagrams



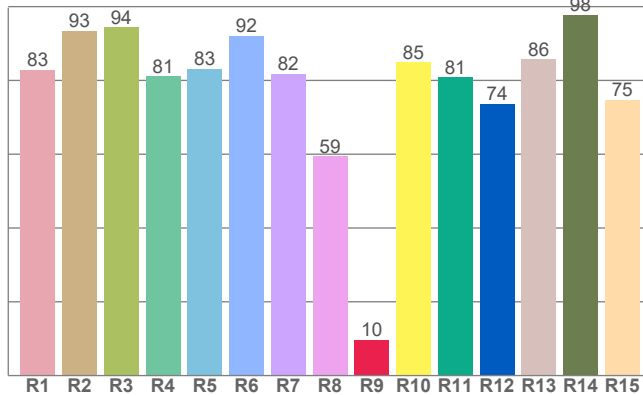
Photometric & Chromaticity Report

Logic Cove S: Very Wide Filter - Warm White Only

Chromaticity



CRI: 83.5 (R1-R8)

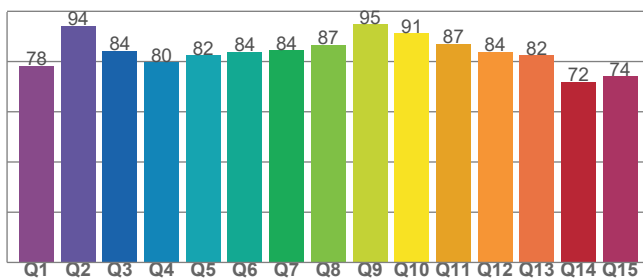


Color Parameters

Color Temperature	Color Coordinate CIE 1931	Color Coordinate CIE 1931
CCT	x	y
3066 K	0.431	0.399

Color Deviation from Black Body Curve	Color Coordinate CIE 1964	Color Coordinate CIE 1964
Δuv	y	u
-0.0011	0.399	0.249

CQS: 82.7



Color Rendering Index	Red Component	Color Quality Scale
CRI	CRI - R9	CQS
83.5	9.7	82.7

Television Lighting Consistency Index	Color Fidelity	Color Gamut
TLCI	TM30 - Rf	TM30 Rg
71	85.1	94.8

Photometric & Chromaticity Report

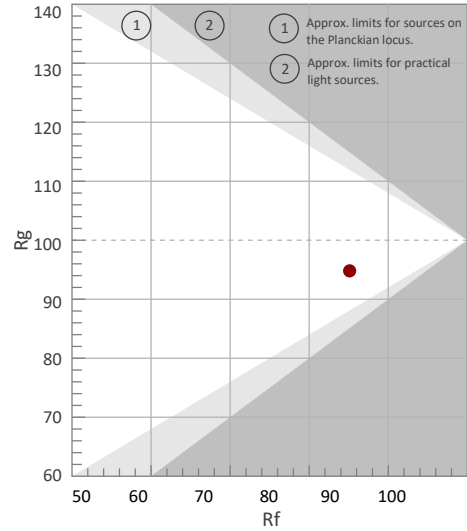
Logic Cove S: Very Wide Filter - Warm White Only

TM-30 Details

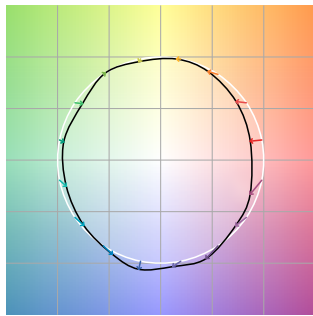
Rf 85.1
Fidelity Index (Rg)

Rg 94.8
Gammut Index (Rg)

Hue Bin	R _f	Graphic shifts (%)	
		Chroma	Hue
1	80	-11%	1%
2	82	-8%	7%
3	81	-3%	9%
4	92	-1%	4%
5	92	-2%	2%
6	94	0%	-2%
7	87	-7%	-3%
8	92	-4%	1%
9	87	-5%	7%
10	80	-3%	11%
11	83	2%	12%
12	87	8%	0%
13	87	4%	-9%
14	80	4%	-16%
15	79	-4%	-13%
16	77	-8%	-16%



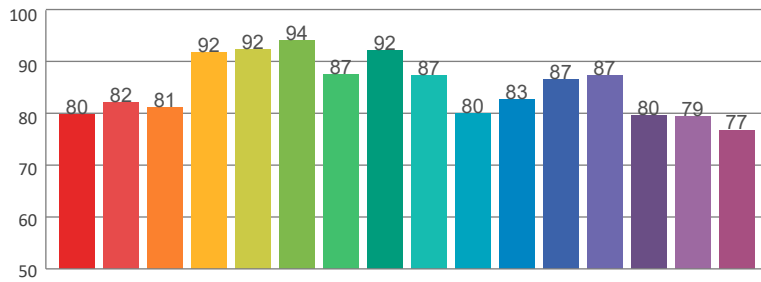
Color Vector Graphic



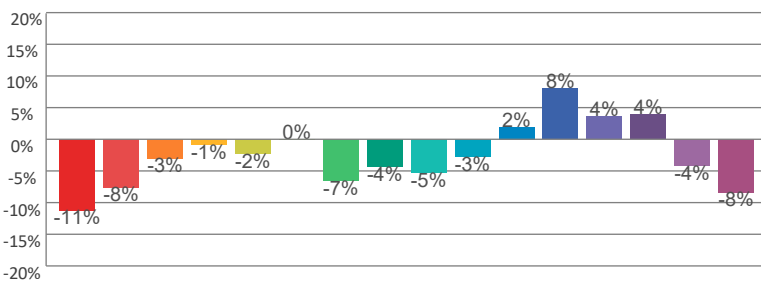
Color Distortion Graphic



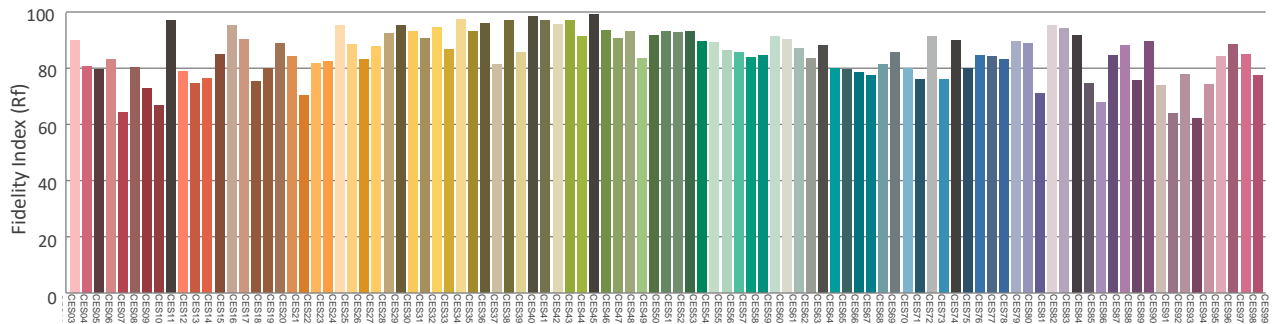
R_f by Hue



Local Chroma Shift by Hue



Color Evaluation Sample



Photometric & Chromaticity Report

Logic Cove S: Very Wide Filter - 1800K

Report Summary

Measurements

Fixture Output: 342 lm
Fixture Peak: 77.2 cd
Fixture Efficacy: 18 lm/W
Intensity @ 5m: 3 lux
Color Temperature: 1847 K
CRI: 69.4 CRI R9 Value: 50.9
CQS: 66.1
TLCI: 42
TM-30 Rf: 74.4
TM-30 Rg: 120.1
Beam Angle (50%): 135.8°
Field Angle (10%): 220.3°
Cutoff Angle (3%): 247.7°

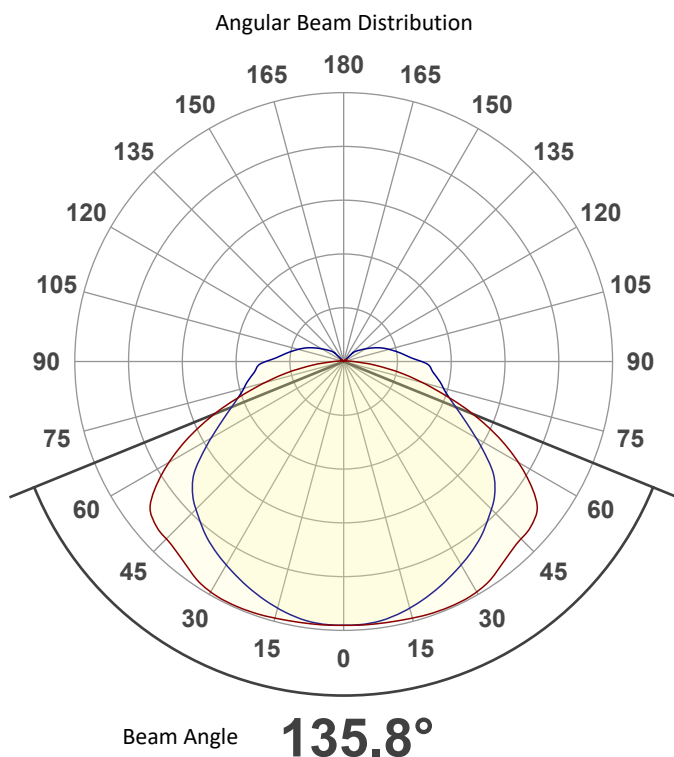


Conditions

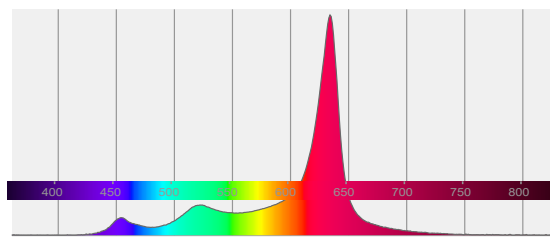
AC Supply: 119 V, 60 Hz
Power: 21.57 W
Current: 0.181 A
Power Factor: 0.88

This data sheet conforms to American National Standard E1.9 – 2007 (R2017). All data was measured and calculated by a Viso Systems LabSpion Goniometer at the Chauvet PD Optics Laboratory in Sunrise, FL on 5/5/2022 to LM-63-2002 Standards.

Overall Measurement



Spectral Distribution



Tested Color (CIE 1931):

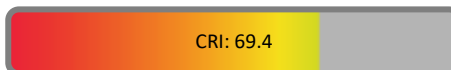
X: 0.521

Y: 0.381



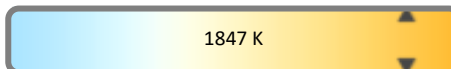
Light Quality

CRI: 69.4



Color Temperature

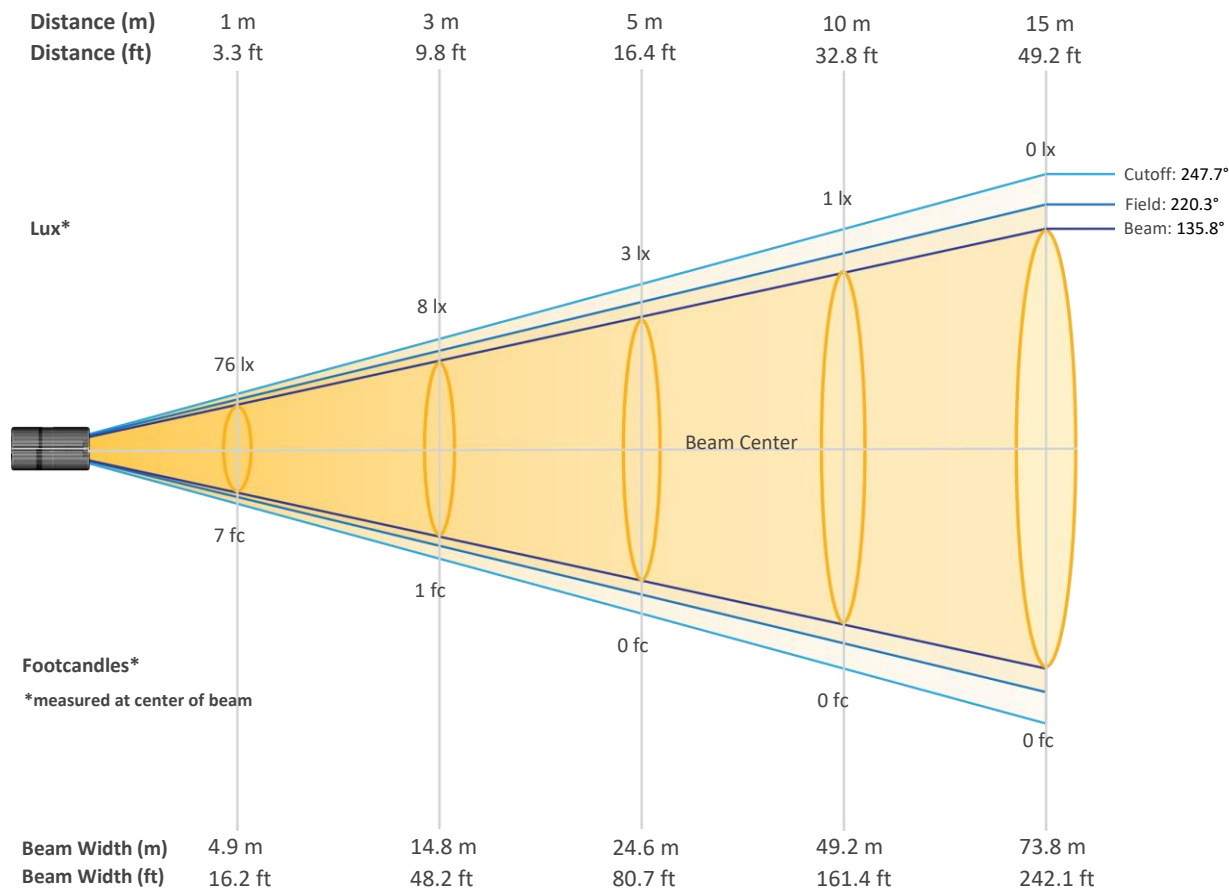
1847 K



Photometric & Chromaticity Report

Logic Cove S: Very Wide Filter - 1800K

Beam Details

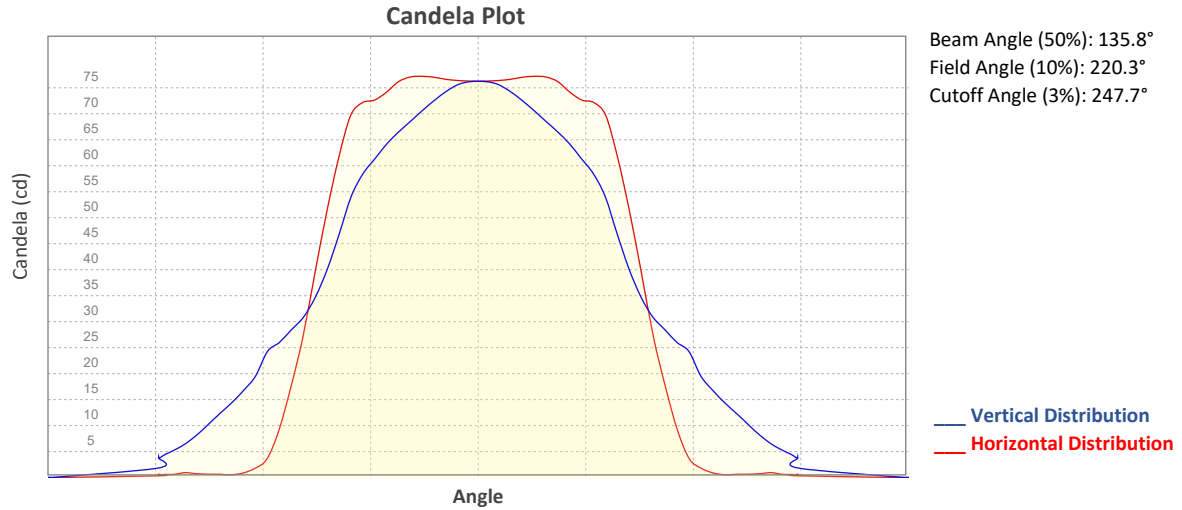


Beam Intensities from 1-20m (3.3-65.6ft)

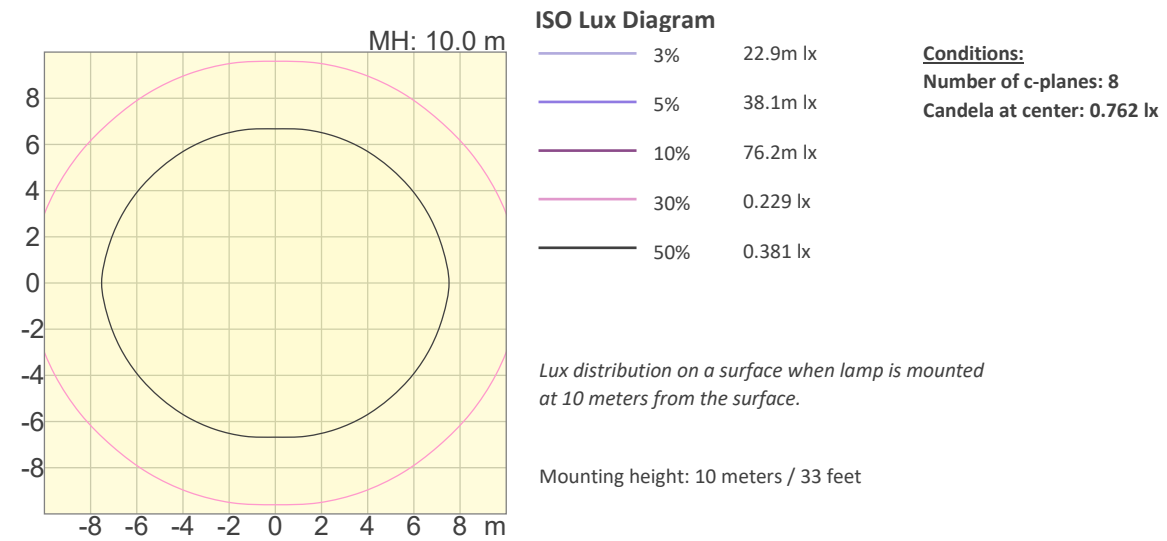
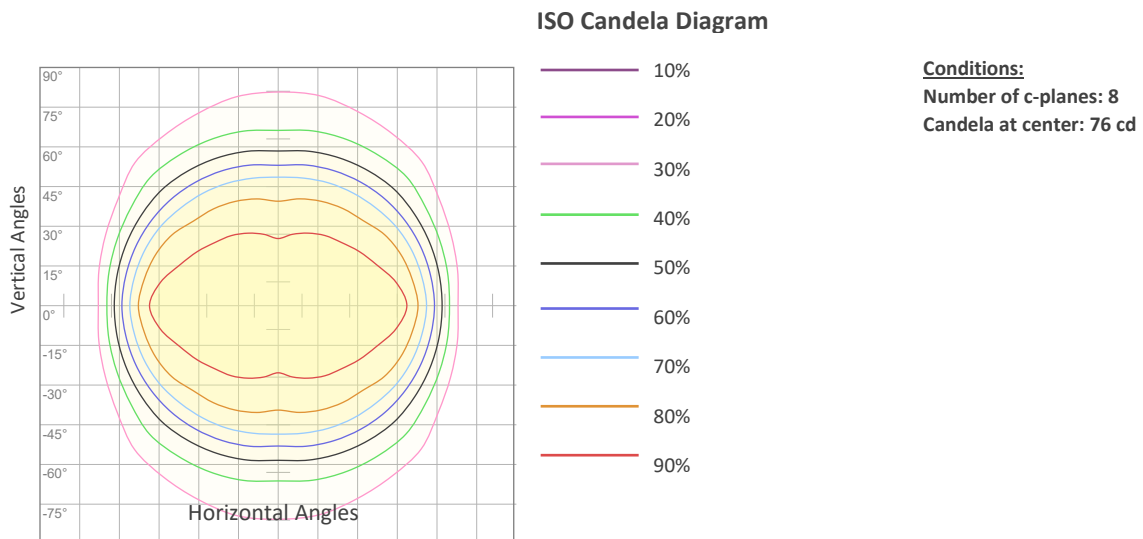
Distance	1m	2m	3m	4m	5m	6m	7m	8m	9m	10m
Lux	76	19	8	5	3	2	2	1	1	1
Distance	11m	12m	13m	14m	15m	16m	17m	18m	19m	20m
Lux	1	1	0	0	0	0	0	0	0	0
Distance	3.3ft	6.6ft	9.8ft	13.1ft	16.4ft	19.7ft	23ft	26.2ft	29.5ft	32.8ft
FC	7	2	1	0	0	0	0	0	0	0
Distance	36.1ft	39.4ft	42.7ft	45.9ft	49.2ft	52.5ft	55.8ft	59.1ft	62.3ft	65.6ft
FC	0	0	0	0	0	0	0	0	0	0

Photometric & Chromaticity Report

Logic Cove S: Very Wide Filter - 1800K



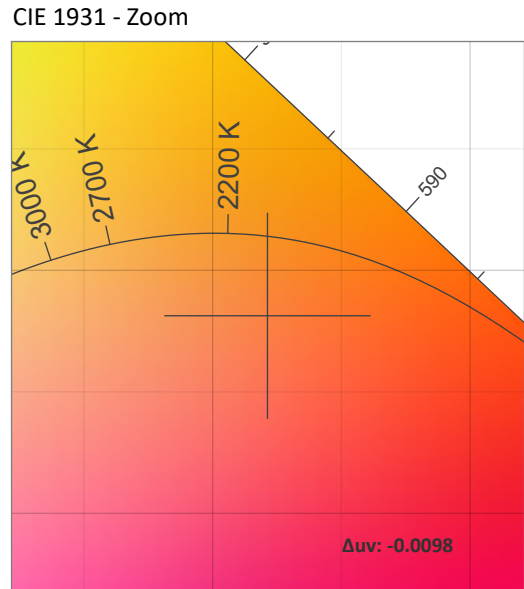
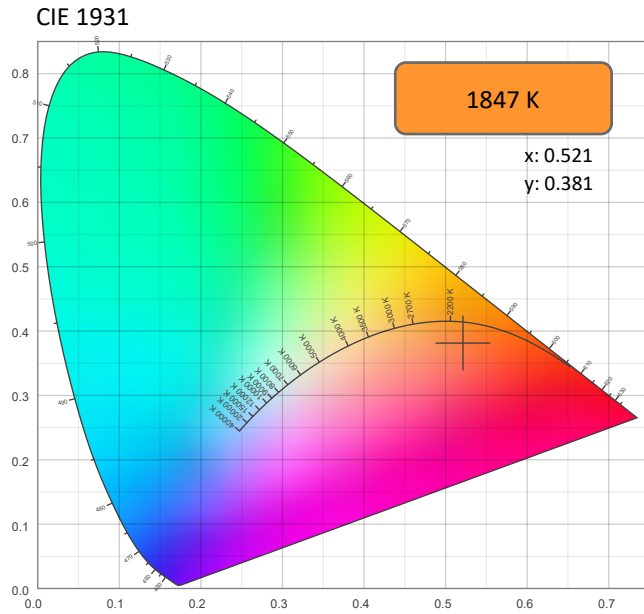
ISO Diagrams



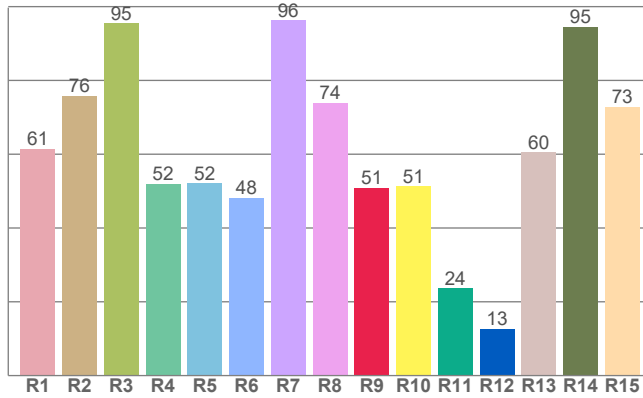
Photometric & Chromaticity Report

Logic Cove S: Very Wide Filter - 1800K

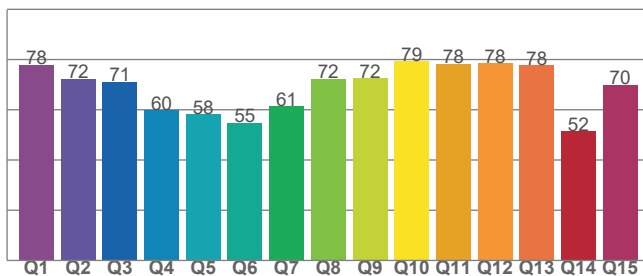
Chromaticity



CRI: 69.4 (R1-R8)



CQS: 66.1



Color Parameters

Color Temperature	Color Coordinate CIE 1931	Color Coordinate CIE 1931
CCT	x	y
1847 K	0.521	0.381

Color Deviation from Black Body Curve	Color Coordinate CIE 1964	Color Coordinate CIE 1964
Δuv	y	u
-0.0098	0.381	0.319

Color Rendering Index	Red Component	Color Quality Scale
CRI	CRI - R9	CQS
69.4	50.9	66.1

Television Lighting Consistency Index	Color Fidelity	Color Gamut
TLCI	TM30 - Rf	TM30 Rg
42	74.4	120.1

Photometric & Chromaticity Report

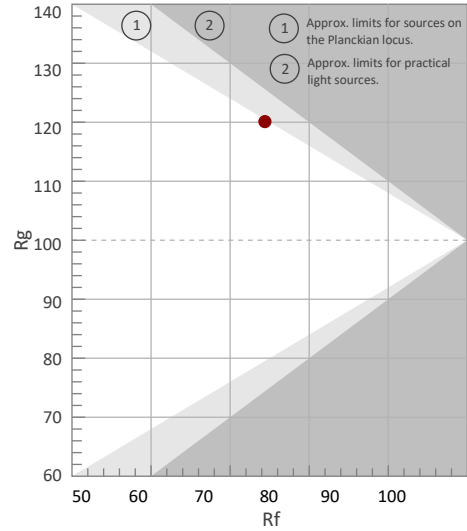
Logic Cove S: Very Wide Filter - 1800K

TM-30 Details

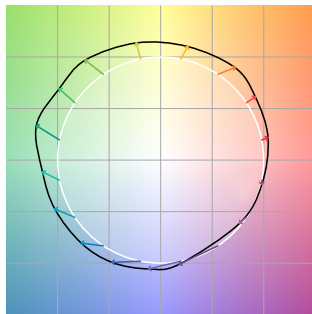
Rf 74.4
Fidelity Index (Rg)

Rg 120.1
Gammut Index (Rg)

Hue Bin	R _f	Graphic shifts (%)	
		Chroma	Hue
1	81	6%	1%
2	77	10%	0%
3	66	15%	-10%
4	80	13%	-4%
5	83	16%	1%
6	73	21%	7%
7	71	20%	-3%
8	66	25%	-9%
9	67	15%	-11%
10	66	12%	-18%
11	66	10%	-19%
12	60	6%	-27%
13	71	1%	-32%
14	59	-6%	-41%
15	84	-2%	-8%
16	89	1%	-4%



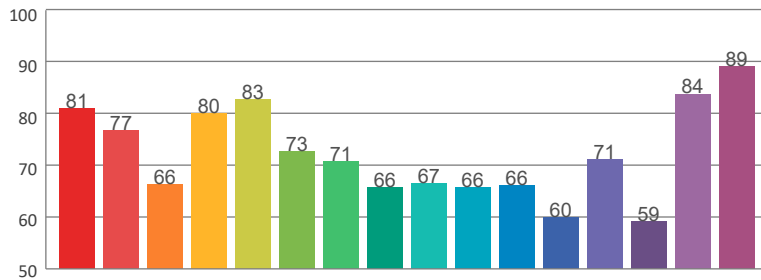
Color Vector Graphic



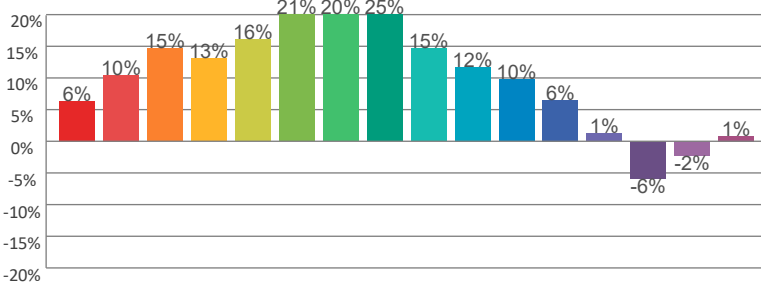
Color Distortion Graphic



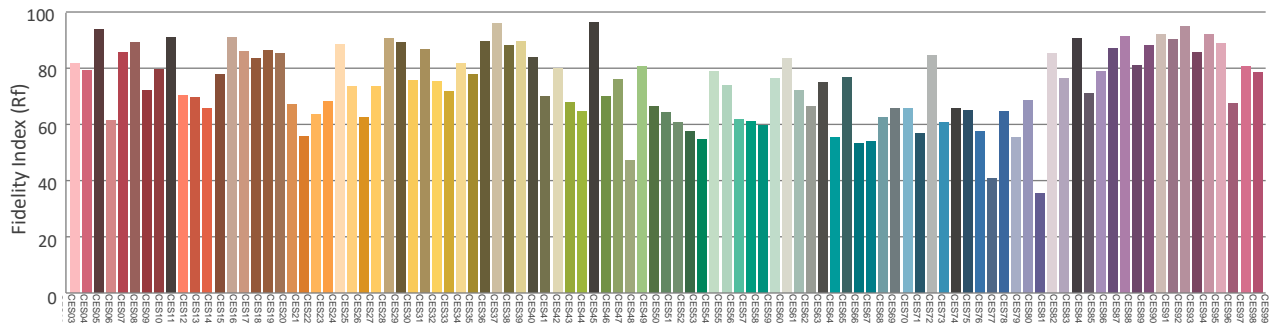
Rf by Hue



Local Chroma Shift by Hue



Color Evaluation Sample



Photometric & Chromaticity Report

Logic Cove S: Very Wide Filter - 2200K

Report Summary

Measurements

Fixture Output: 407 lm
Fixture Peak: 92.4 cd
Fixture Efficacy: 21 lm/W
Intensity @ 5m: 4 lux
Color Temperature: 2196 K
CRI: 82.5 CRI R9 Value: 71.4
CQS: 82.9
TLCI: 69
TM-30 Rf: 85.5
TM-30 Rg: 112.6
Beam Angle (50%): 135.1°
Field Angle (10%): 219.8°
Cutoff Angle (3%): 247.7°

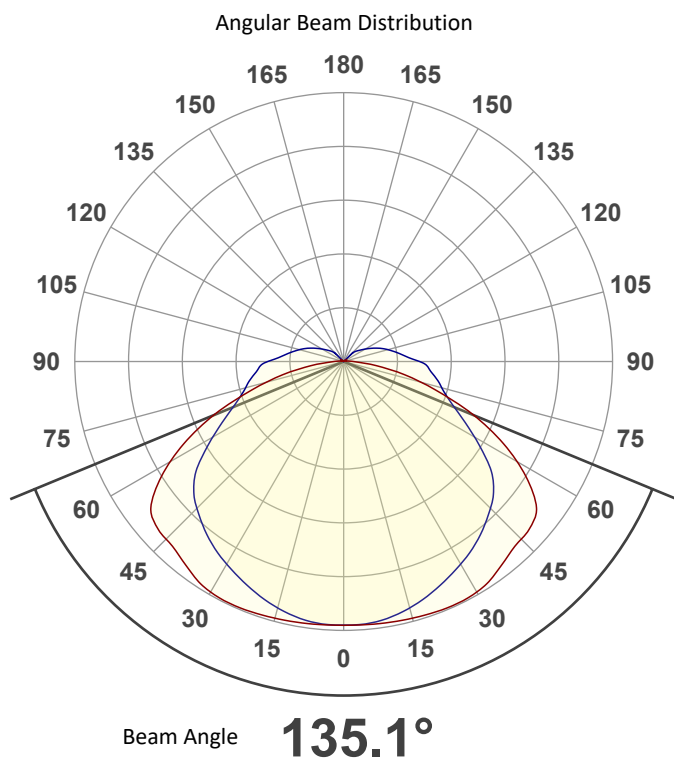
Conditions

AC Supply: 120 V, 60 Hz
Power: 21.6 W
Current: 0.180 A
Power Factor: 0.88

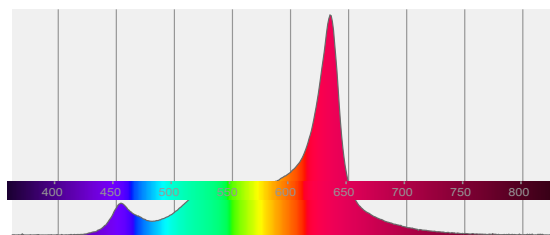


This data sheet conforms to American National Standard E1.9 – 2007 (R2017). All data was measured and calculated by a Viso Systems LabSpion Goniometer at the Chauvet PD Optics Laboratory in Sunrise, FL on 5/5/2022 to LM-63-2002 Standards.

Overall Measurement



Spectral Distribution



Tested Color (CIE 1931):

X: 0.488

Y: 0.388



Light Quality

CRI: 82.5



Color Temperature

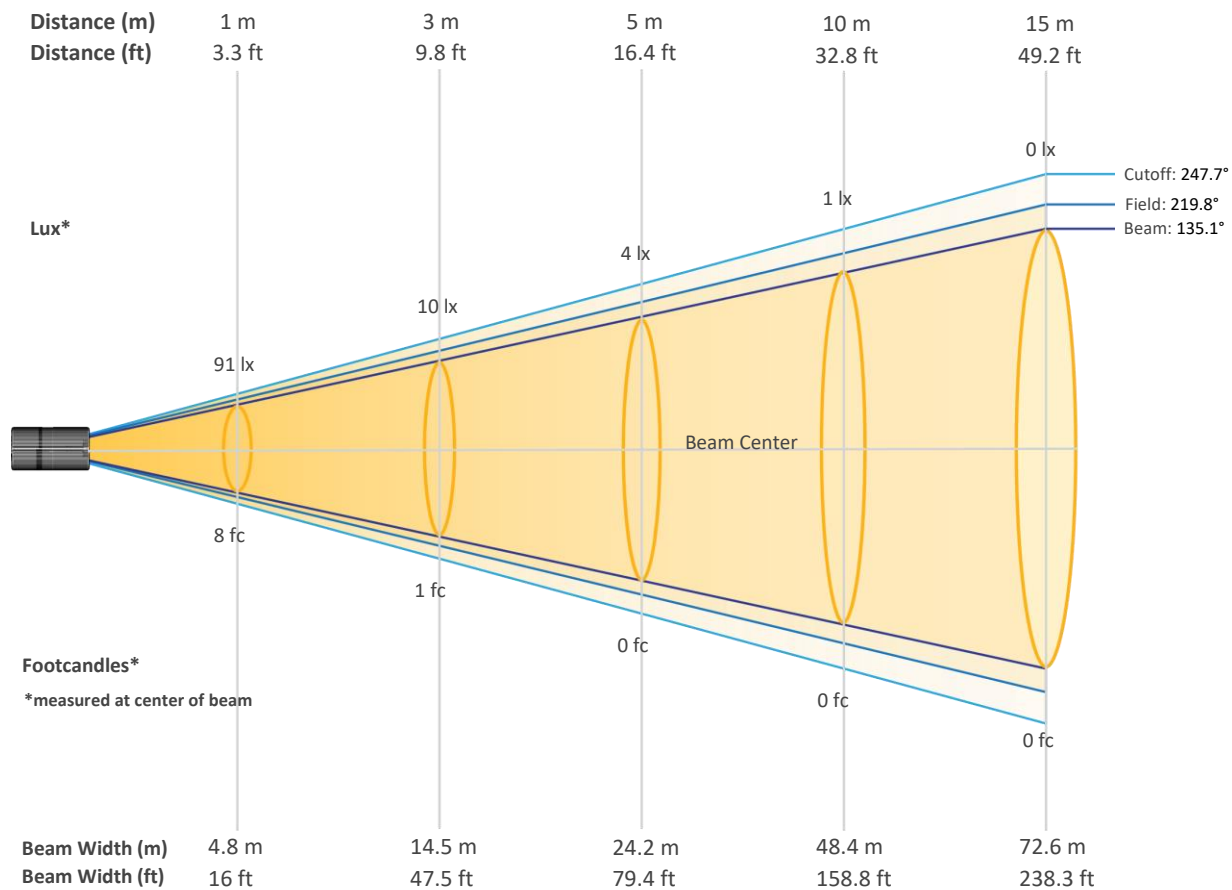
2196 K



Photometric & Chromaticity Report

Logic Cove S: Very Wide Filter - 2200K

Beam Details

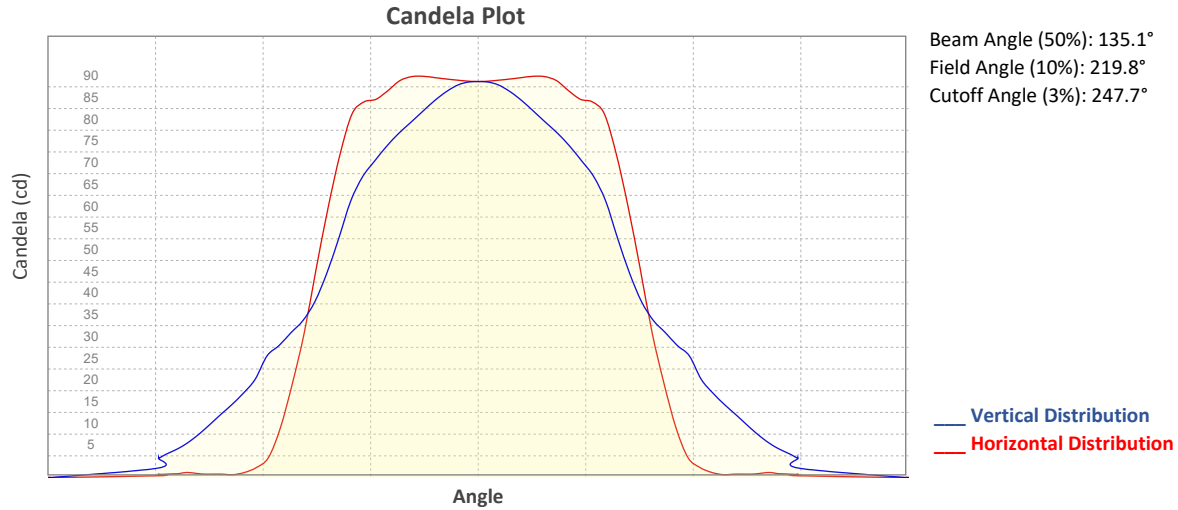


Beam Intensities from 1-20m (3.3-65.6ft)

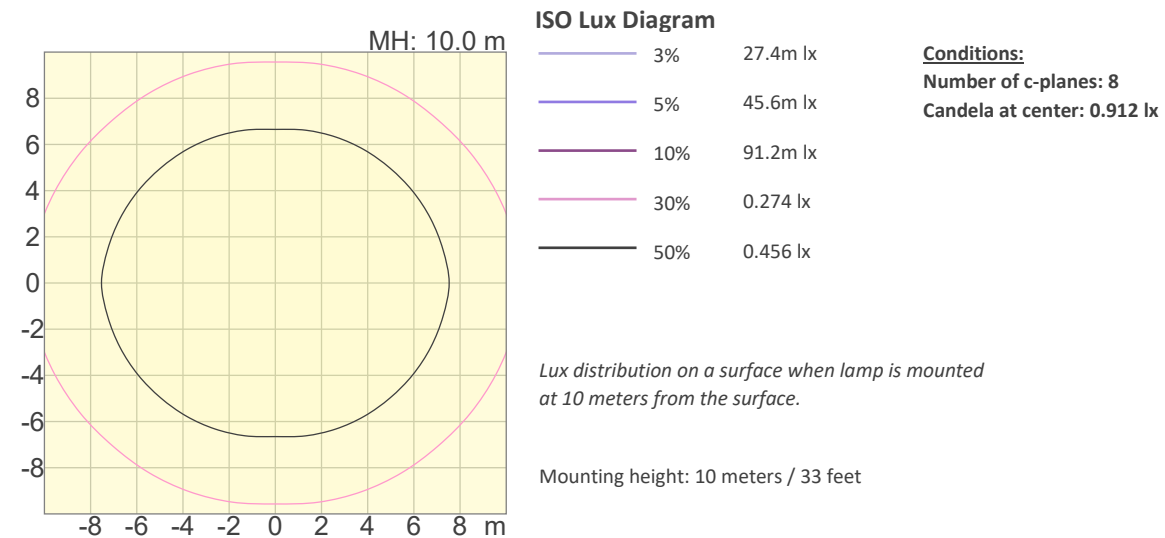
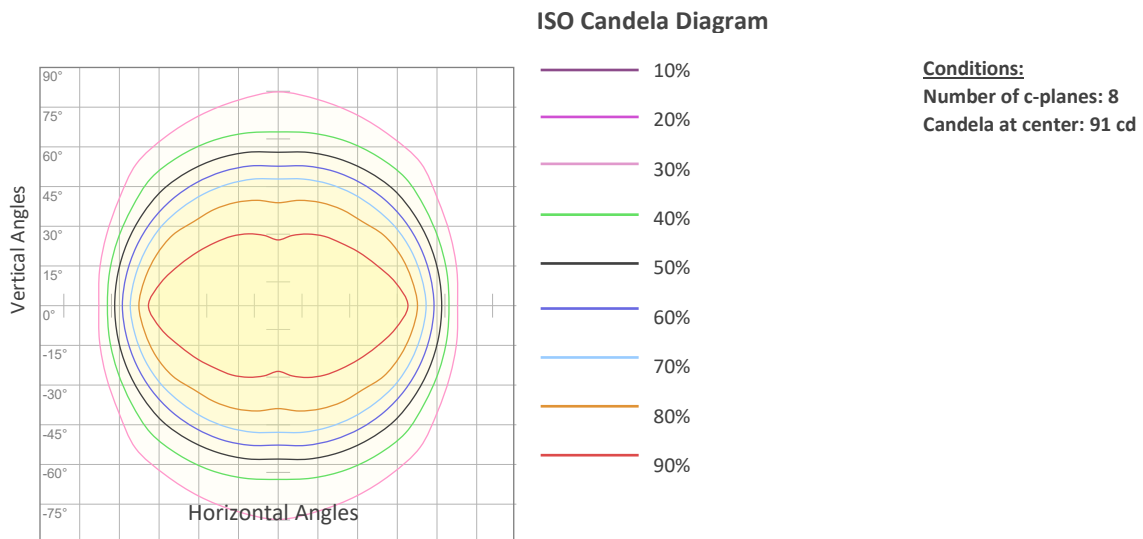
Distance	1m	2m	3m	4m	5m	6m	7m	8m	9m	10m
Lux	91	23	10	6	4	3	2	1	1	1
Distance	11m	12m	13m	14m	15m	16m	17m	18m	19m	20m
Lux	1	1	1	0	0	0	0	0	0	0
Distance	3.3ft	6.6ft	9.8ft	13.1ft	16.4ft	19.7ft	23ft	26.2ft	29.5ft	32.8ft
FC	8	2	1	1	0	0	0	0	0	0
Distance	36.1ft	39.4ft	42.7ft	45.9ft	49.2ft	52.5ft	55.8ft	59.1ft	62.3ft	65.6ft
FC	0	0	0	0	0	0	0	0	0	0

Photometric & Chromaticity Report

Logic Cove S: Very Wide Filter - 2200K



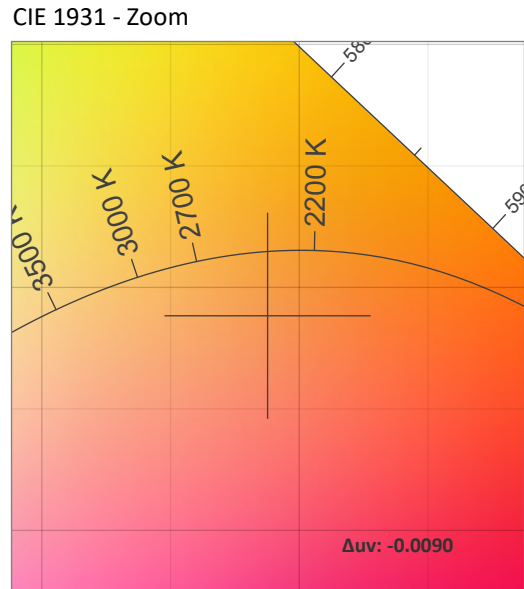
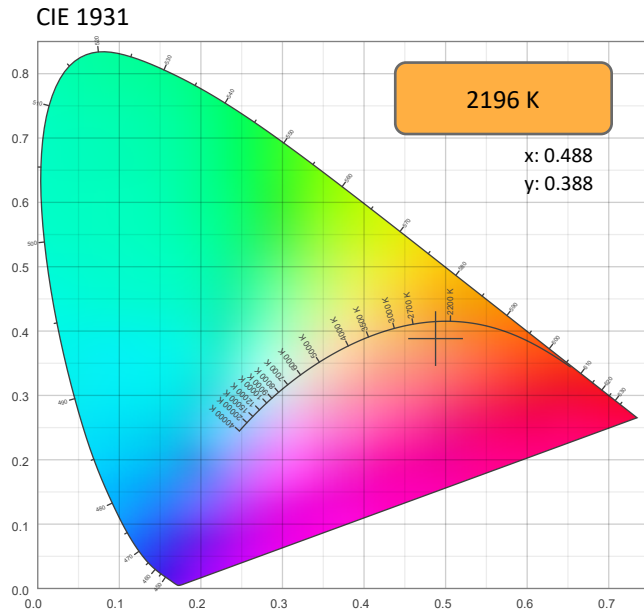
ISO Diagrams



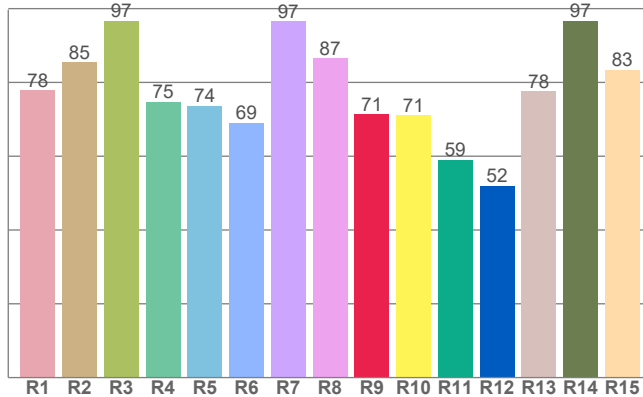
Photometric & Chromaticity Report

Logic Cove S: Very Wide Filter - 2200K

Chromaticity



CRI: 82.5 (R1-R8)

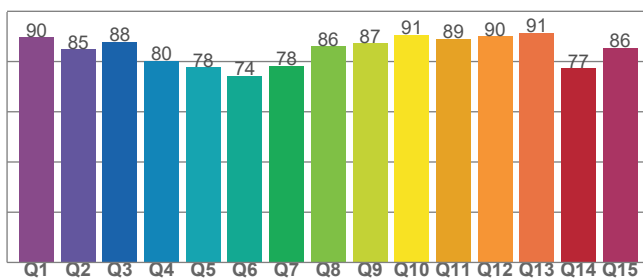


Color Parameters

Color Temperature	Color Coordinate CIE 1931	Color Coordinate CIE 1931
CCT	x	y
2196 K	0.488	0.388

Color Deviation from Black Body Curve	Color Coordinate CIE 1964	Color Coordinate CIE 1964
Δuv	y	u
-0.0090	0.388	0.292

CQS: 82.9



Color Rendering Index	Red Component	Color Quality Scale
CRI	CRI - R9	CQS
82.5	71.4	82.9

Television Lighting Consistency Index	Color Fidelity	Color Gamut
TLCI	TM30 - Rf	TM30 Rg
69	85.5	112.6

Photometric & Chromaticity Report

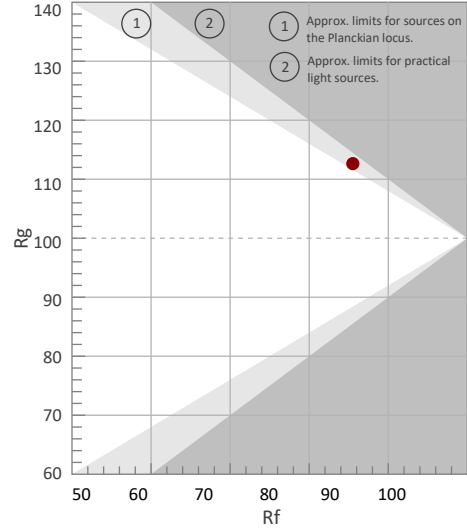
Logic Cove S: Very Wide Filter - 2200K

TM-30 Details

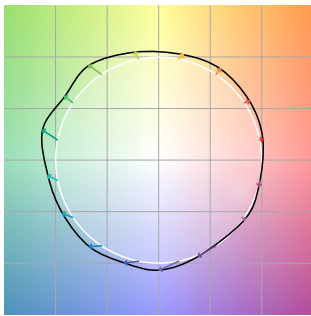
Rf 85.5
Fidelity Index (Rg)

Rg 112.6
Gammut Index (Rg)

Hue Bin	R _f	Graphic shifts (%)	
		Chroma	Hue
1	90	3%	0%
2	88	5%	-1%
3	82	7%	-1%
4	90	5%	-4%
5	90	7%	2%
6	81	14%	5%
7	84	10%	-1%
8	79	16%	-7%
9	82	8%	-6%
10	83	6%	-9%
11	83	7%	-9%
12	80	4%	-13%
13	81	5%	-20%
14	72	-1%	-20%
15	92	1%	-2%
16	90	0%	-6%



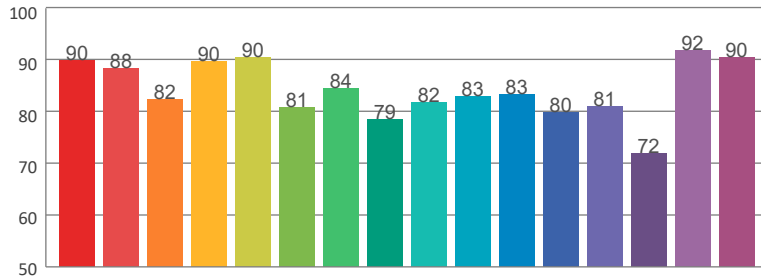
Color Vector Graphic



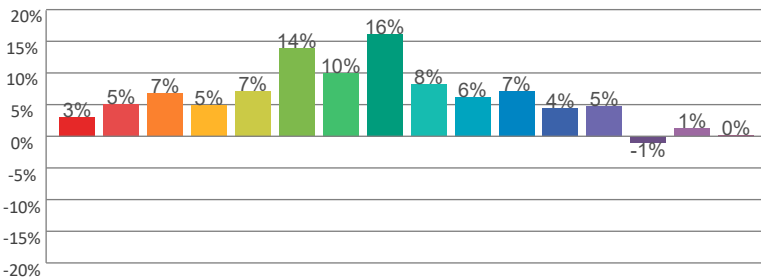
Color Distortion Graphic



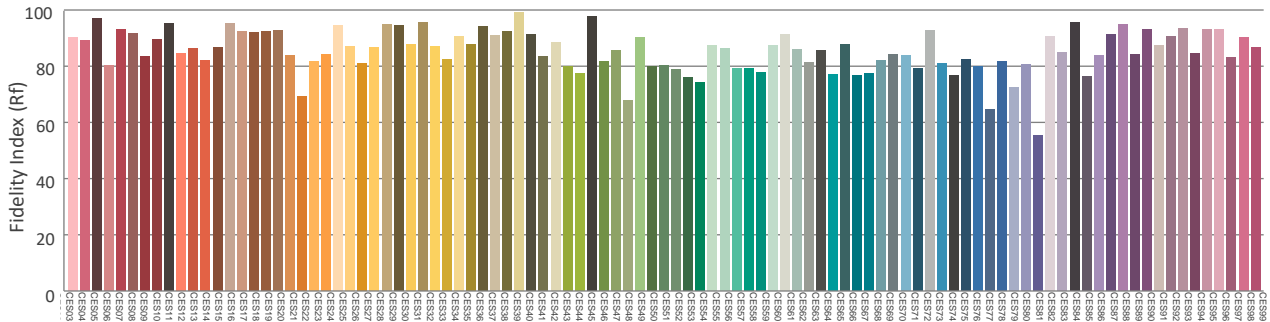
Rf by Hue



Local Chroma Shift by Hue



Color Evaluation Sample



Photometric & Chromaticity Report

Logic Cove S: Very Wide Filter - 2700K

Report Summary

Measurements

Fixture Output: 431 lm
Fixture Peak: 97.4 cd
Fixture Efficacy: 23 lm/W
Intensity @ 5m: 4 lux
Color Temperature: 2706 K
CRI: 81.1 CRI R9 Value: 55.2
CQS: 84.7
TLCI: 69
TM-30 Rf: 86.2
TM-30 Rg: 105.3
Beam Angle (50%): 135.5°
Field Angle (10%): 220.3°
Cutoff Angle (3%): 247.8°

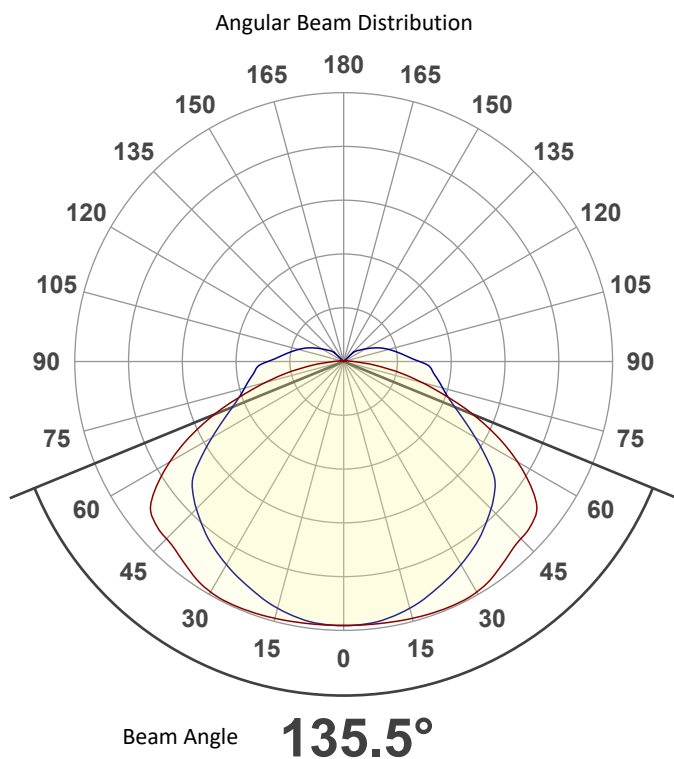
Conditions

AC Supply: 119 V, 60 Hz
Power: 21.59 W
Current: 0.181 A
Power Factor: 0.88

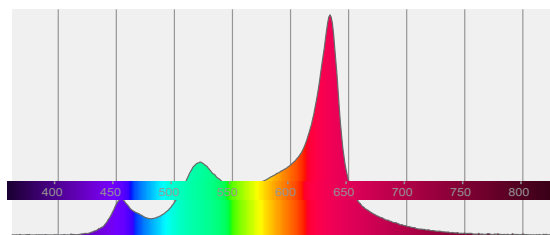


This data sheet conforms to American National Standard E1.9 – 2007 (R2017). All data was measured and calculated by a Viso Systems LabSpion Goniometer at the Chauvet PD Optics Laboratory in Sunrise, FL on 5/5/2022 to LM-63-2002 Standards.

Overall Measurement



Spectral Distribution



Tested Color (CIE 1931):

X: 0.461

Y: 0.413



Light Quality

CRI: 81.1

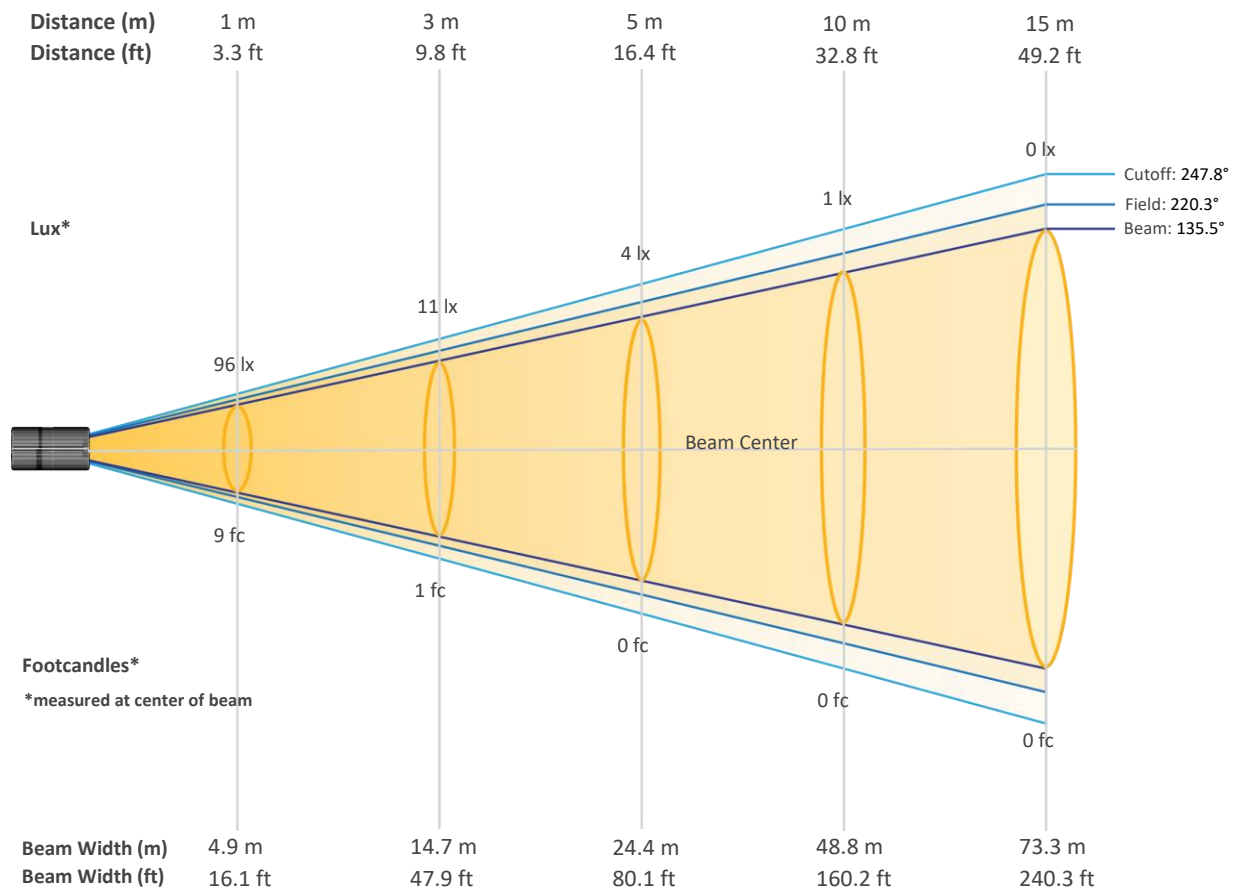
Color Temperature

2706 K

Photometric & Chromaticity Report

Logic Cove S: Very Wide Filter - 2700K

Beam Details

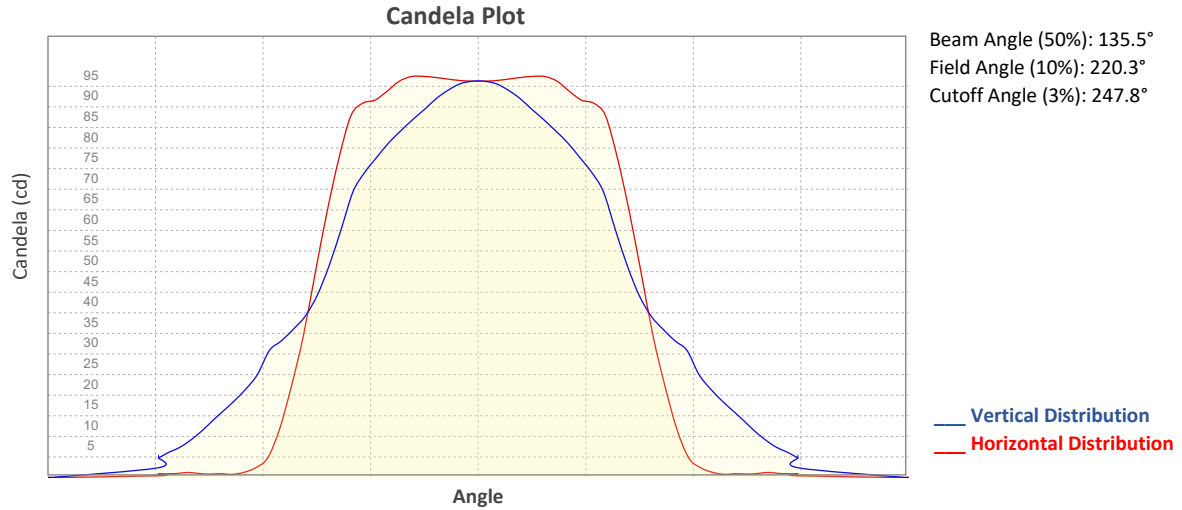


Beam Intensities from 1-20m (3.3-65.6ft)

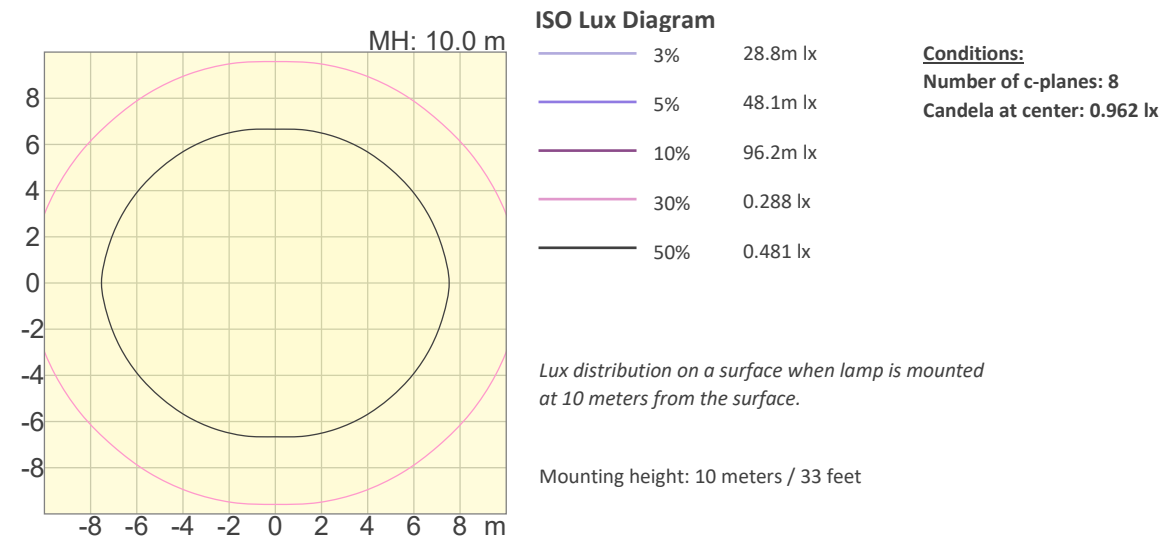
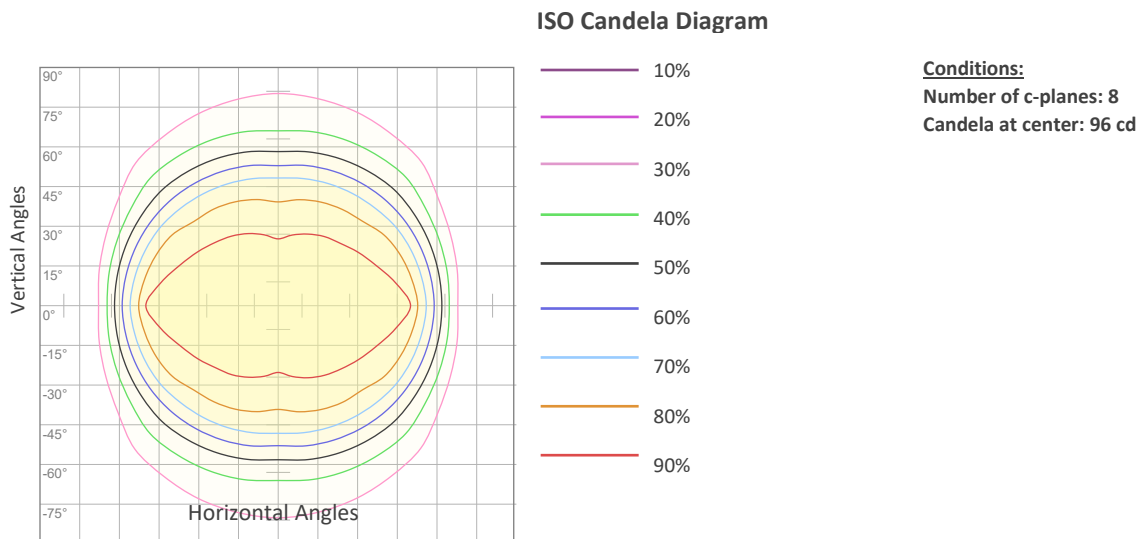
Distance	1m	2m	3m	4m	5m	6m	7m	8m	9m	10m
Lux	96	24	11	6	4	3	2	2	1	1
Distance	11m	12m	13m	14m	15m	16m	17m	18m	19m	20m
Lux	1	1	1	0	0	0	0	0	0	0
Distance	3.3ft	6.6ft	9.8ft	13.1ft	16.4ft	19.7ft	23ft	26.2ft	29.5ft	32.8ft
FC	9	2	1	1	0	0	0	0	0	0
Distance	36.1ft	39.4ft	42.7ft	45.9ft	49.2ft	52.5ft	55.8ft	59.1ft	62.3ft	65.6ft
FC	0	0	0	0	0	0	0	0	0	0

Photometric & Chromaticity Report

Logic Cove S: Very Wide Filter - 2700K



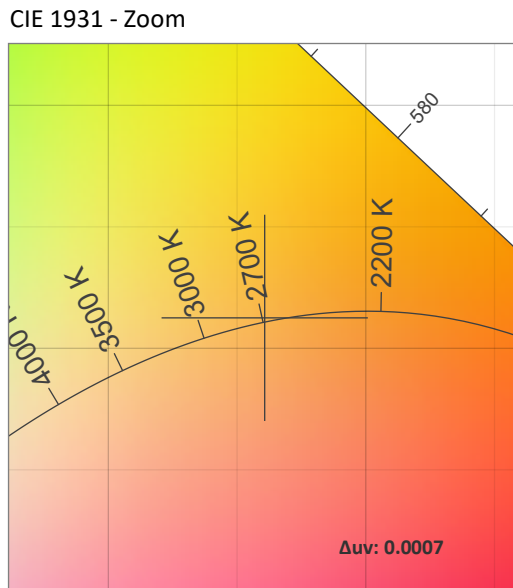
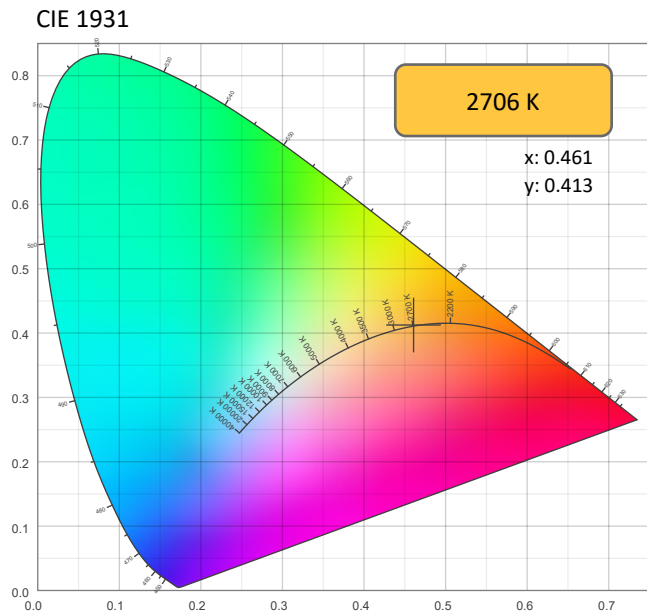
ISO Diagrams



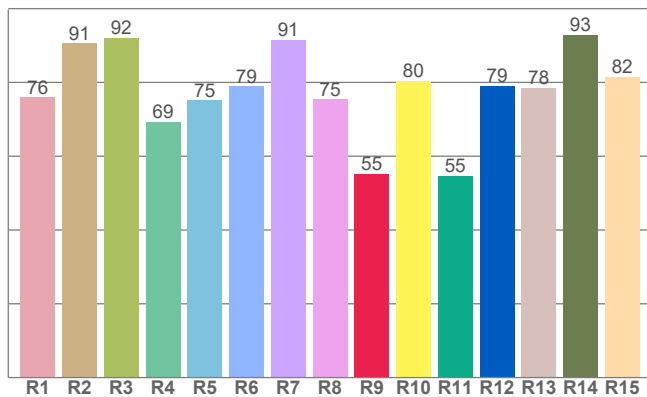
Photometric & Chromaticity Report

Logic Cove S: Very Wide Filter - 2700K

Chromaticity



CRI: 81.1 (R1-R8)

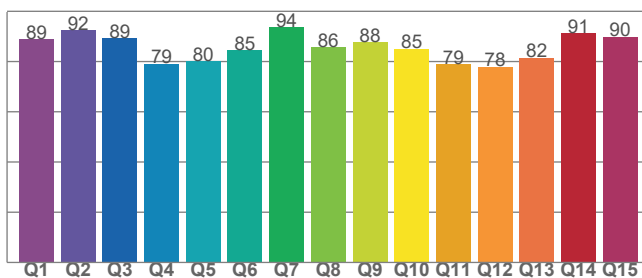


Color Parameters

Color Temperature	Color Coordinate CIE 1931	Color Coordinate CIE 1931
CCT	x	y
2706 K	0.461	0.413

Color Deviation from Black Body Curve	Color Coordinate CIE 1964	Color Coordinate CIE 1964
Δuv	y	u
0.0007	0.413	0.262

CQS: 84.7



Color Rendering Index	Red Component	Color Quality Scale
CRI	CRI - R9	CQS
81.1	55.2	84.7

Television Lighting Consistency Index	Color Fidelity	Color Gamut
TLCI	TM30 - Rf	TM30 Rg
69	86.2	105.3

Photometric & Chromaticity Report

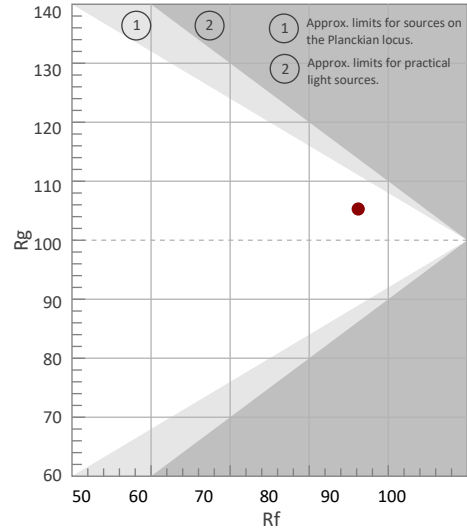
Logic Cove S: Very Wide Filter - 2700K

TM-30 Details

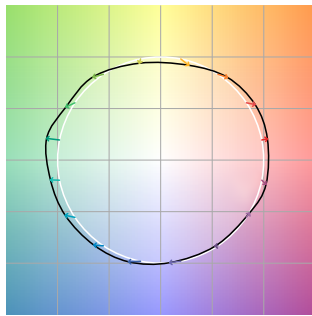
Rf 86.2
Fidelity Index (Rg)

Rg 105.3
Gammut Index (Rg)

Hue Bin	R _f	Graphic shifts (%)	
		Chroma	Hue
1	88	6%	0%
2	84	6%	-6%
3	81	3%	-9%
4	86	-5%	-9%
5	91	-4%	2%
6	85	4%	10%
7	85	5%	8%
8	80	13%	1%
9	85	9%	-2%
10	85	7%	-7%
11	87	5%	-8%
12	82	3%	-11%
13	87	-1%	-11%
14	91	-1%	-2%
15	89	0%	5%
16	91	5%	-3%



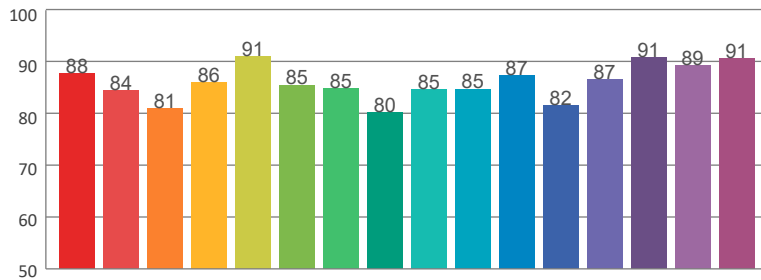
Color Vector Graphic



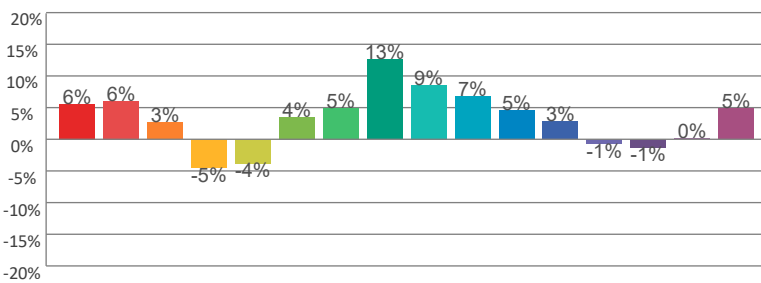
Color Distortion Graphic



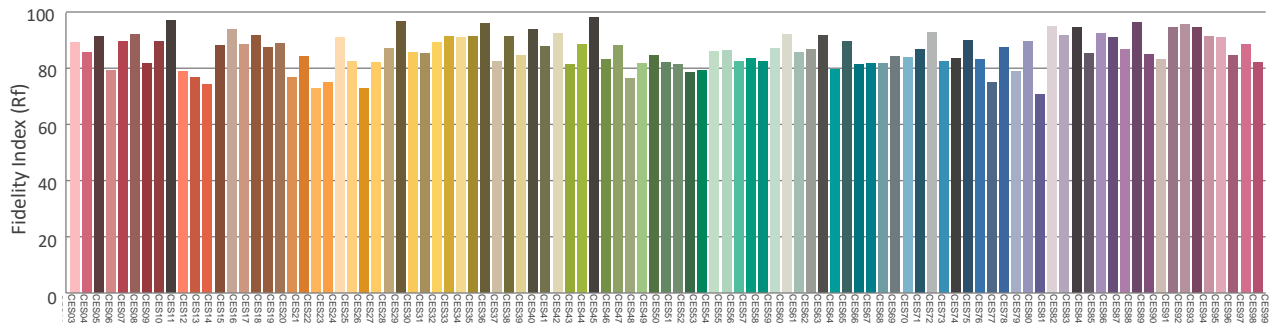
R_f by Hue



Local Chroma Shift by Hue



Color Evaluation Sample



Photometric & Chromaticity Report

Logic Cove S: Very Wide Filter - 3000K

Report Summary

Measurements

Fixture Output: 524 lm
Fixture Peak: 120 cd
Fixture Efficacy: 28 lm/W
Intensity @ 5m: 5 lux
Color Temperature: 2950 K
CRI: 96.3 CRI R9 Value: 75.2
CQS: 94.2
TLCI: 87
TM-30 Rf: 92.9
TM-30 Rg: 100.0
Beam Angle (50%): 134.6°
Field Angle (10%): 219.1°
Cutoff Angle (3%): 247.6°

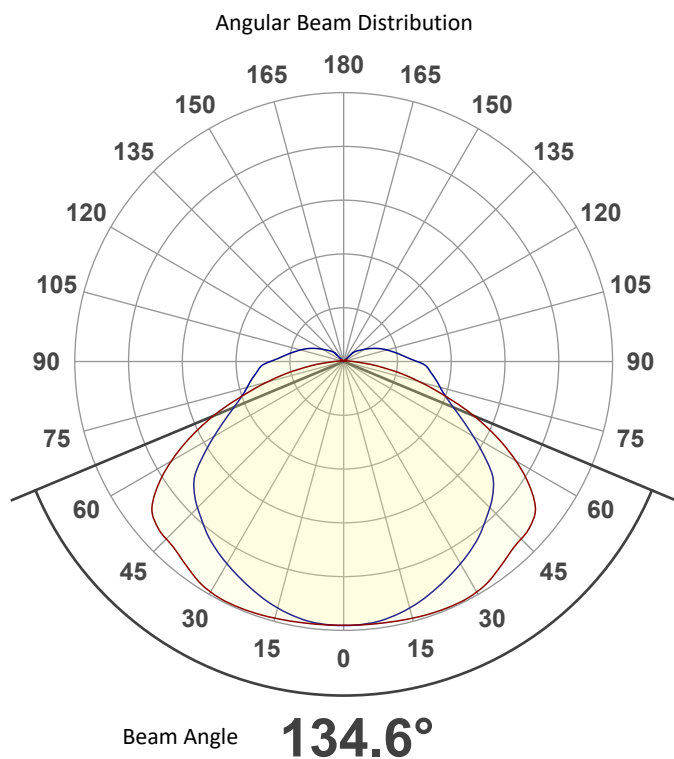
Conditions

AC Supply: 119 V, 60 Hz
Power: 21.46 W
Current: 0.180 A
Power Factor: 0.88

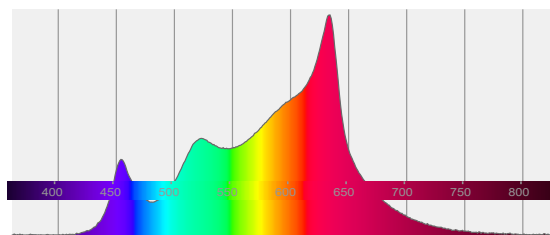


This data sheet conforms to American National Standard E1.9 – 2007 (R2017). All data was measured and calculated by a Viso Systems LabSpion Goniometer at the Chauvet PD Optics Laboratory in Sunrise, FL on 5/5/2022 to LM-63-2002 Standards.

Overall Measurement



Spectral Distribution



Tested Color (CIE 1931):

X: 0.441

Y: 0.406



Light Quality

CRI: 96.3

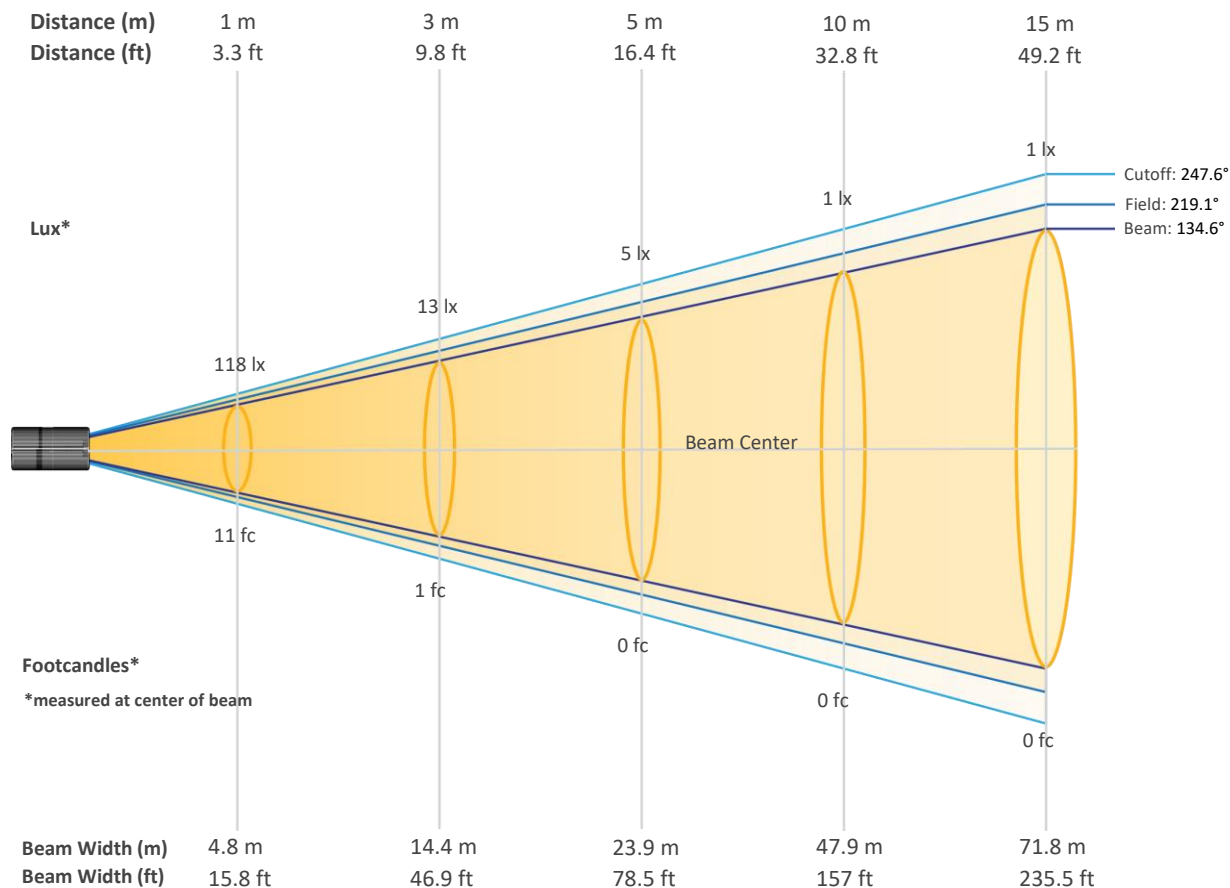
Color Temperature

2950 K

Photometric & Chromaticity Report

Logic Cove S: Very Wide Filter - 3000K

Beam Details

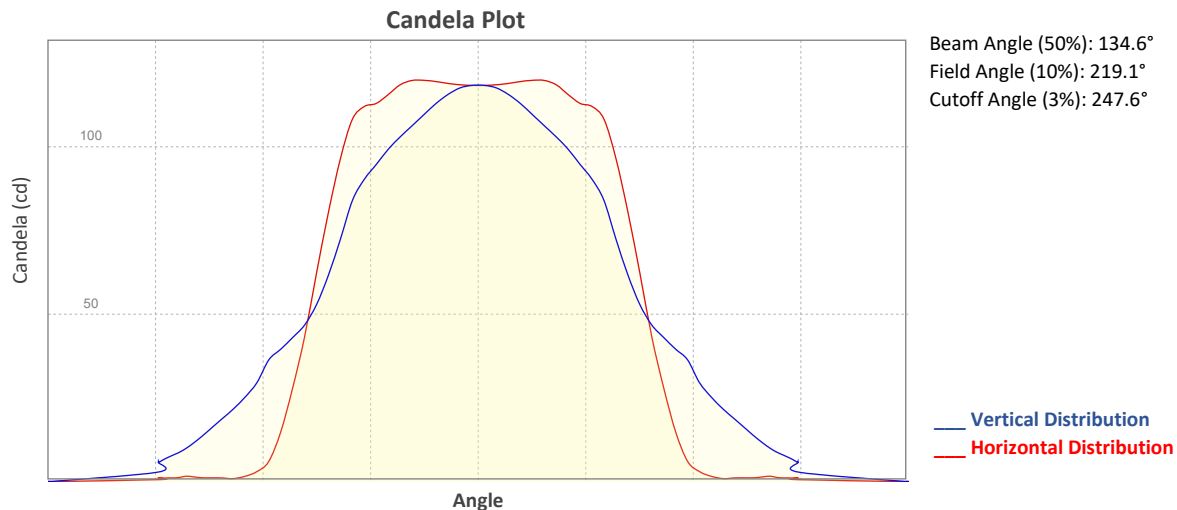


Beam Intensities from 1-20m (3.3-65.6ft)

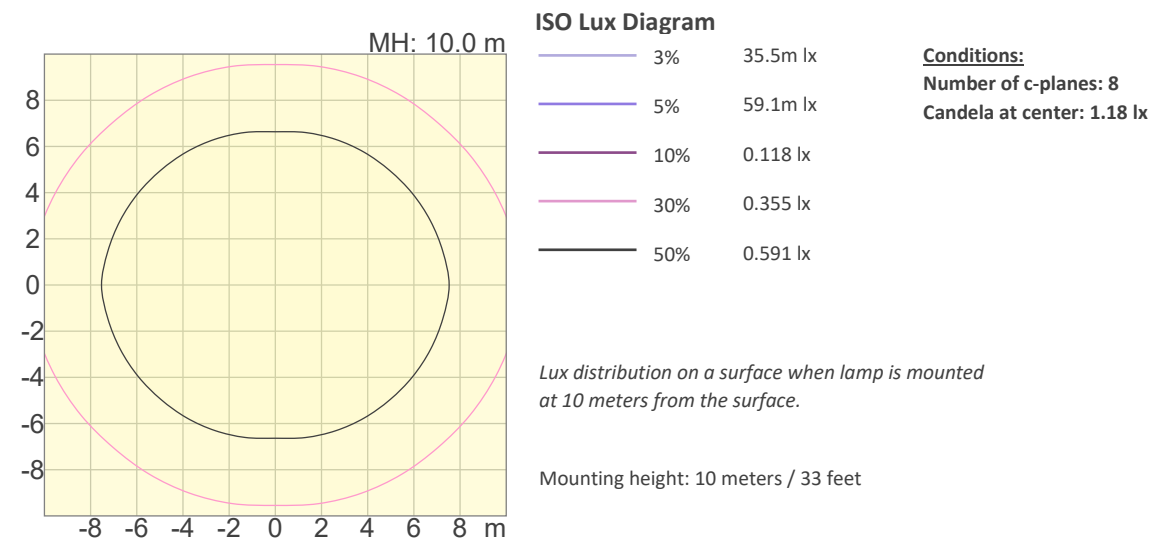
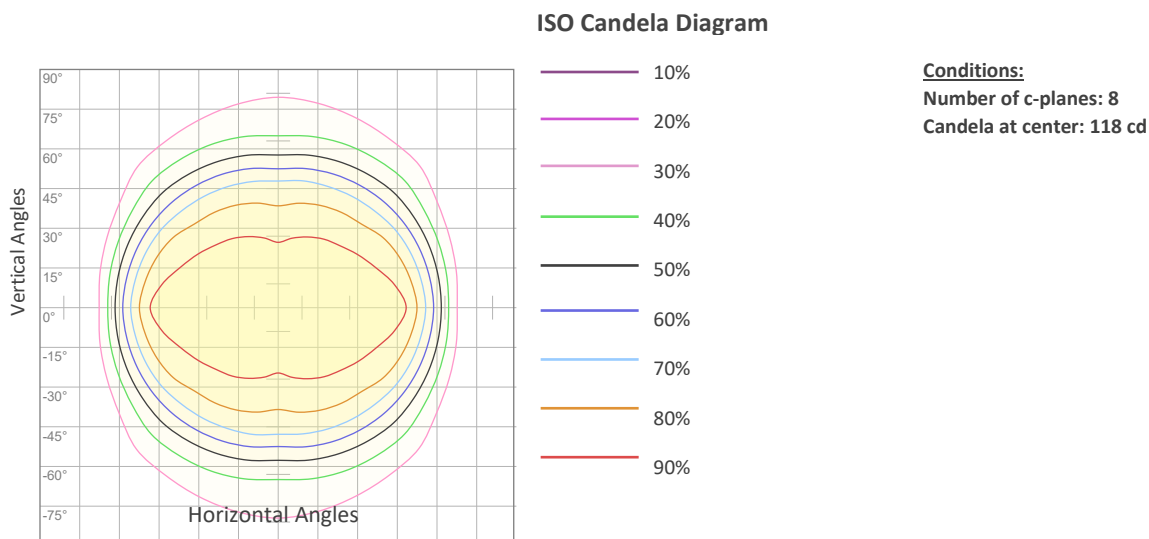
Distance	1m	2m	3m	4m	5m	6m	7m	8m	9m	10m
Lux	118	30	13	7	5	3	2	2	1	1
Distance	11m	12m	13m	14m	15m	16m	17m	18m	19m	20m
Lux	1	1	1	1	1	0	0	0	0	0
Distance	3.3ft	6.6ft	9.8ft	13.1ft	16.4ft	19.7ft	23ft	26.2ft	29.5ft	32.8ft
FC	11	3	1	1	0	0	0	0	0	0
Distance	36.1ft	39.4ft	42.7ft	45.9ft	49.2ft	52.5ft	55.8ft	59.1ft	62.3ft	65.6ft
FC	0	0	0	0	0	0	0	0	0	0

Photometric & Chromaticity Report

Logic Cove S: Very Wide Filter - 3000K



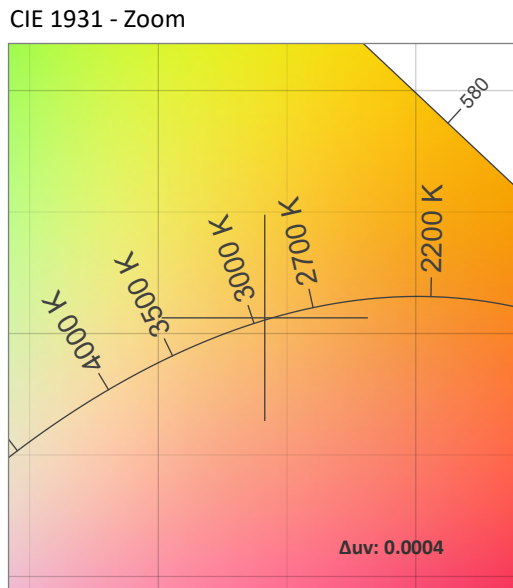
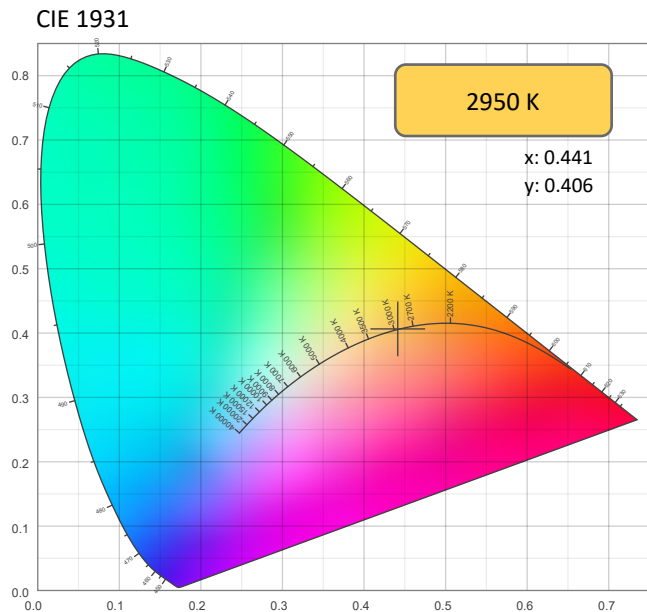
ISO Diagrams



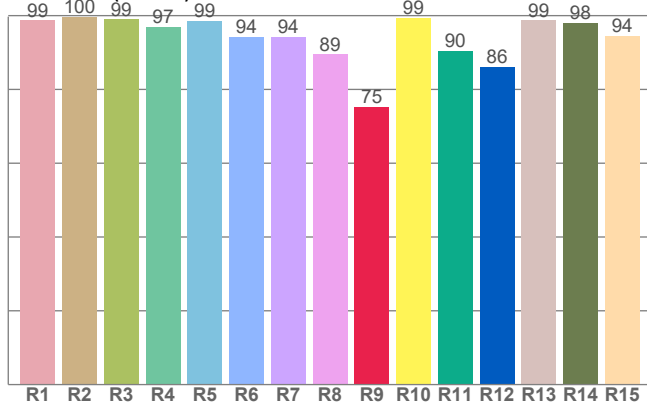
Photometric & Chromaticity Report

Logic Cove S: Very Wide Filter - 3000K

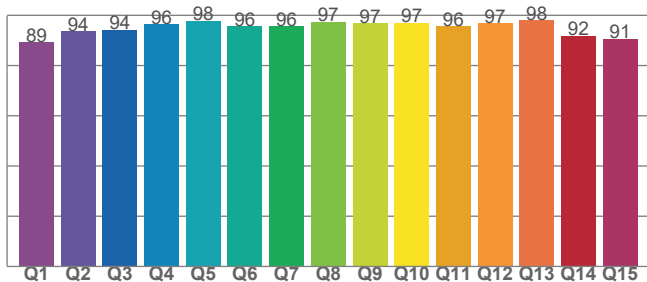
Chromaticity



CRI: 96.3 (R1-R8)



CQS: 94.2



Color Parameters

Color Temperature	Color Coordinate CIE 1931	Color Coordinate CIE 1931
CCT	x	y
2950 K	0.441	0.406

Color Deviation from Black Body Curve	Color Coordinate CIE 1964	Color Coordinate CIE 1964
Δuv	y	u
0.0004	0.406	0.252

Color Rendering Index	Red Component	Color Quality Scale
CRI	CRI - R9	CQS
96.3	75.2	94.2

Television Lighting Consistency Index	Color Fidelity	Color Gamut
TLCI	TM30 - Rf	TM30 Rg
87	92.9	100.0

Photometric & Chromaticity Report

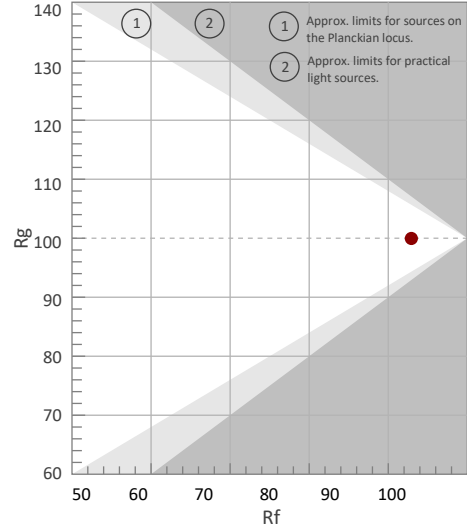
Logic Cove S: Very Wide Filter - 3000K

TM-30 Details

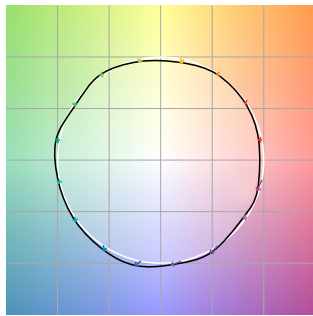
Rf 92.9
Fidelity Index (Rg)

Rg 100.0
Gammut Index (Rg)

Hue Bin	R _f	Graphic shifts (%)	
		Chroma	Hue
1	93	-3%	1%
2	96	-1%	1%
3	95	0%	1%
4	94	-3%	-2%
5	95	-2%	2%
6	95	1%	3%
7	93	-2%	2%
8	94	3%	1%
9	95	1%	3%
10	94	2%	4%
11	93	3%	4%
12	89	5%	-4%
13	88	2%	-9%
14	88	2%	-10%
15	92	-2%	-2%
16	86	-2%	-10%



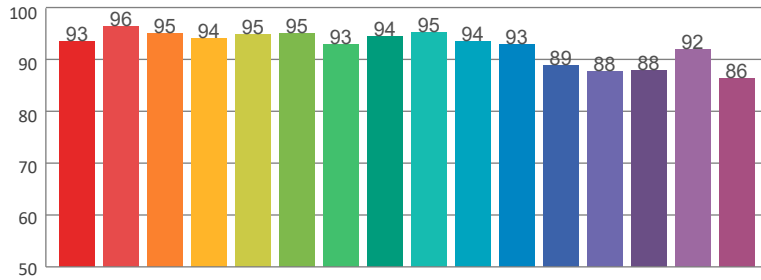
Color Vector Graphic



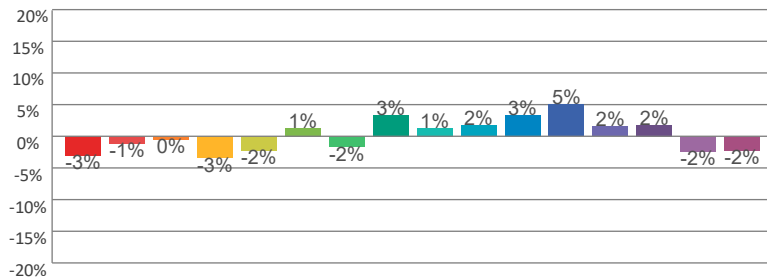
Color Distortion Graphic



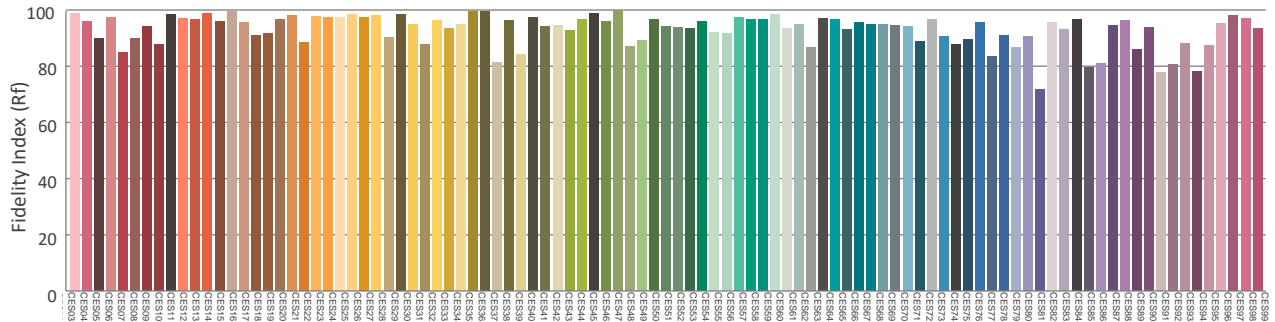
R_f by Hue



Local Chroma Shift by Hue



Color Evaluation Sample



Photometric & Chromaticity Report

Logic Cove S: Very Wide Filter - 3200K

Report Summary

Measurements

Fixture Output: 512 lm
Fixture Peak: 117 cd
Fixture Efficacy: 27 lm/W
Intensity @ 5m: 5 lux
Color Temperature: 3149 K
CRI: 94.5 CRI R9 Value: 82.8
CQS: 94.3
TLCI: 89
TM-30 Rf: 91.0
TM-30 Rg: 98.7
Beam Angle (50%): 134.7°
Field Angle (10%): 219.1°
Cutoff Angle (3%): 247.7°

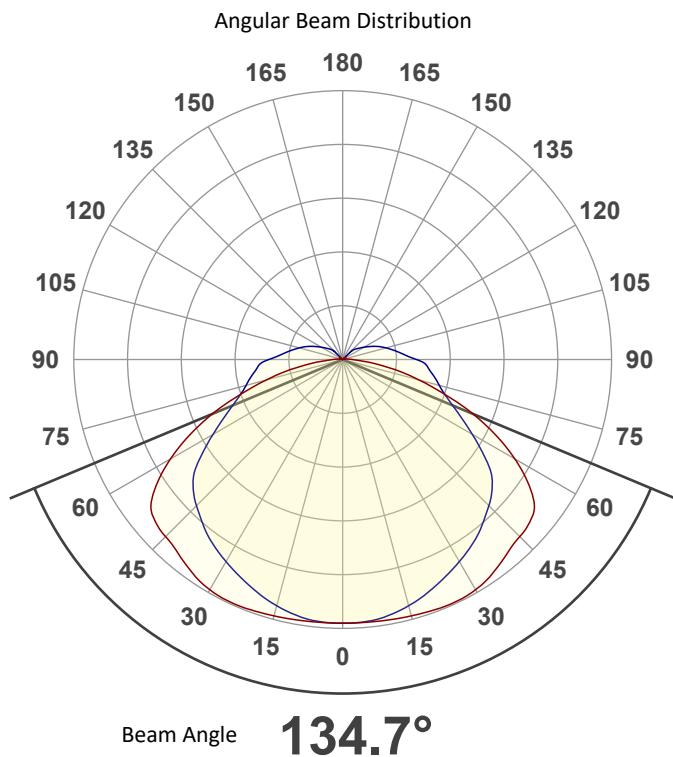
Conditions

AC Supply: 120 V, 60 Hz
Power: 21.53 W
Current: 0.180 A
Power Factor: 0.88

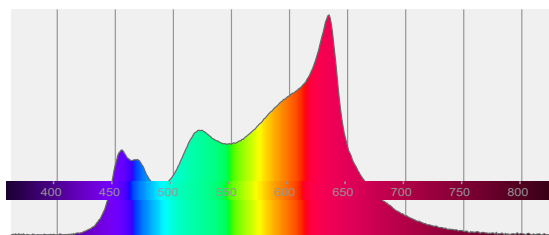


This data sheet conforms to American National Standard E1.9 – 2007 (R2017). All data was measured and calculated by a Viso Systems LabSpion Goniometer at the Chauvet PD Optics Laboratory in Sunrise, FL on 5/5/2022 to LM-63-2002 Standards.

Overall Measurement



Spectral Distribution



Tested Color (CIE 1931):

X: 0.425

Y: 0.397



Light Quality

CRI: 94.5

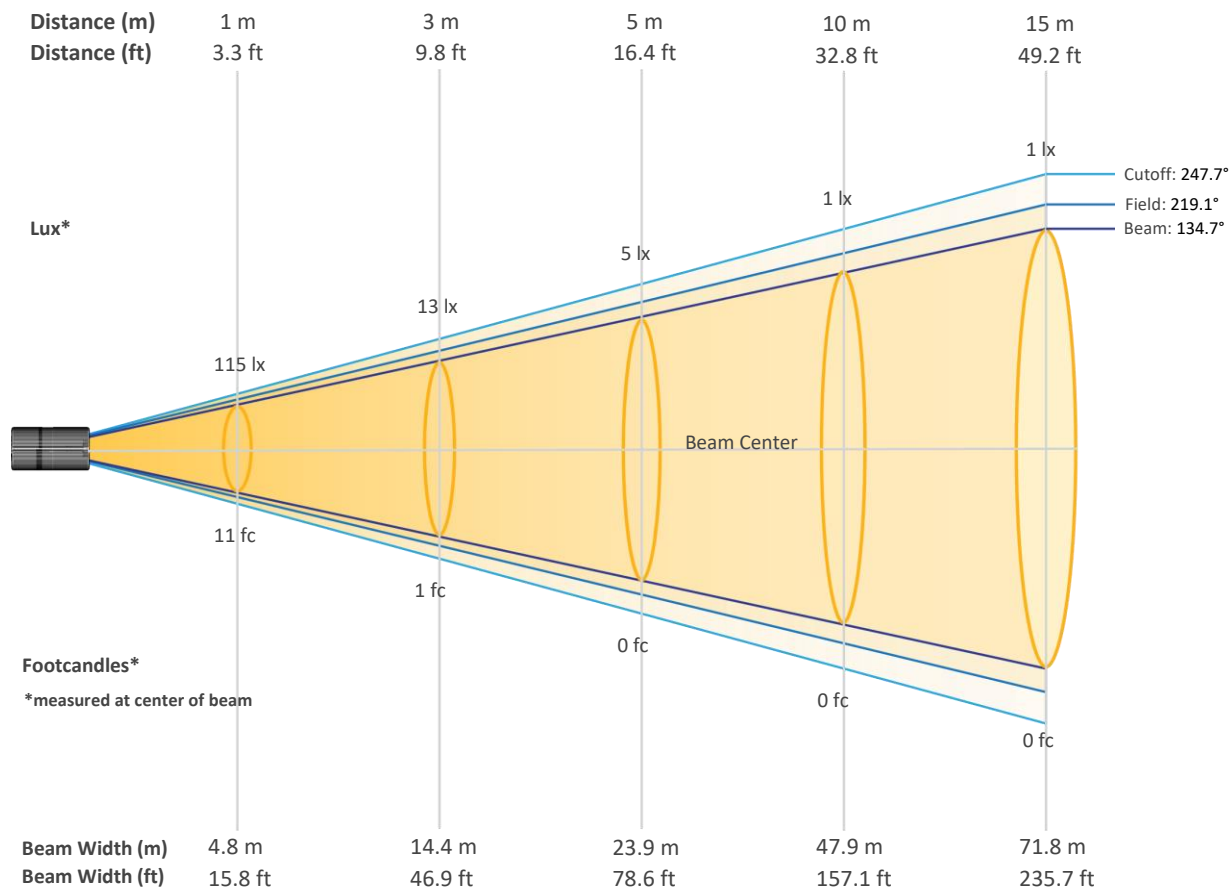
Color Temperature

3149 K

Photometric & Chromaticity Report

Logic Cove S: Very Wide Filter - 3200K

Beam Details

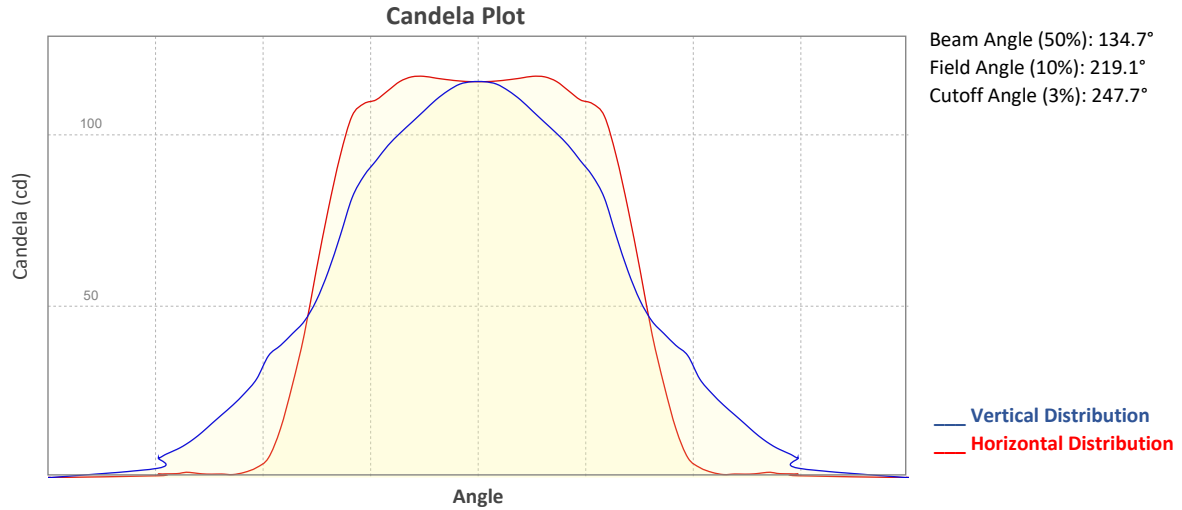


Beam Intensities from 1-20m (3.3-65.6ft)

Distance	1m	2m	3m	4m	5m	6m	7m	8m	9m	10m
Lux	115	29	13	7	5	3	2	2	1	1
Distance	11m	12m	13m	14m	15m	16m	17m	18m	19m	20m
Lux	1	1	1	1	1	0	0	0	0	0
Distance	3.3ft	6.6ft	9.8ft	13.1ft	16.4ft	19.7ft	23ft	26.2ft	29.5ft	32.8ft
FC	11	3	1	1	0	0	0	0	0	0
Distance	36.1ft	39.4ft	42.7ft	45.9ft	49.2ft	52.5ft	55.8ft	59.1ft	62.3ft	65.6ft
FC	0	0	0	0	0	0	0	0	0	0

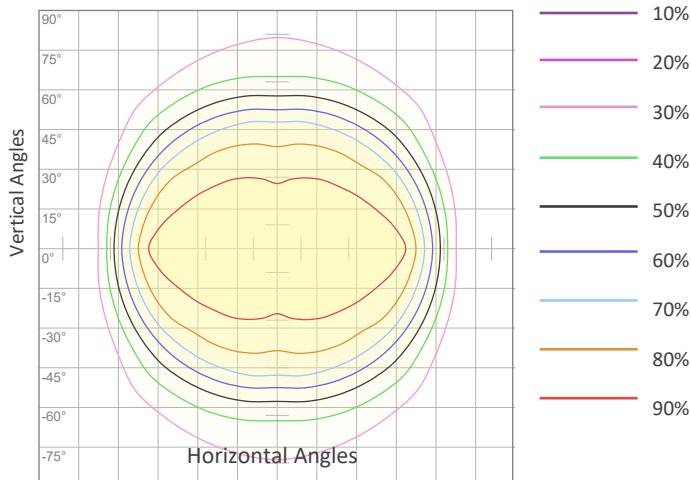
Photometric & Chromaticity Report

Logic Cove S: Very Wide Filter - 3200K



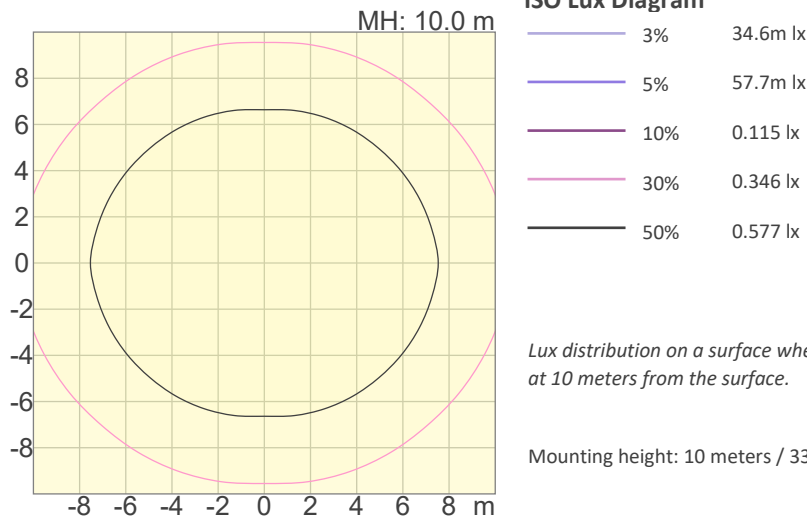
ISO Diagrams

ISO Candela Diagram



Conditions:
 Number of c-planes: 8
 Candela at center: 115 cd

ISO Lux Diagram



Conditions:
 Number of c-planes: 8
 Candela at center: 1.15 lx

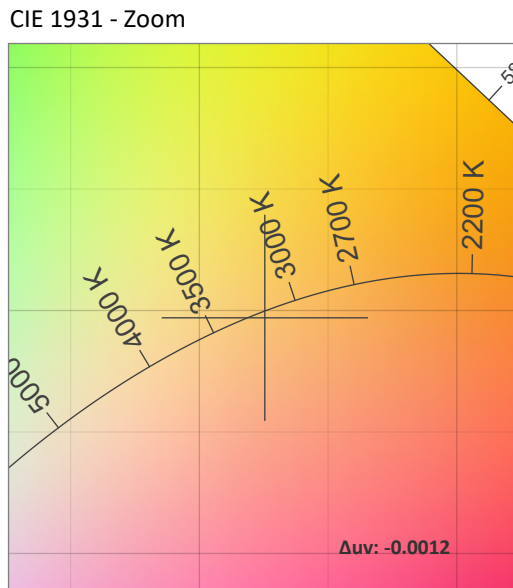
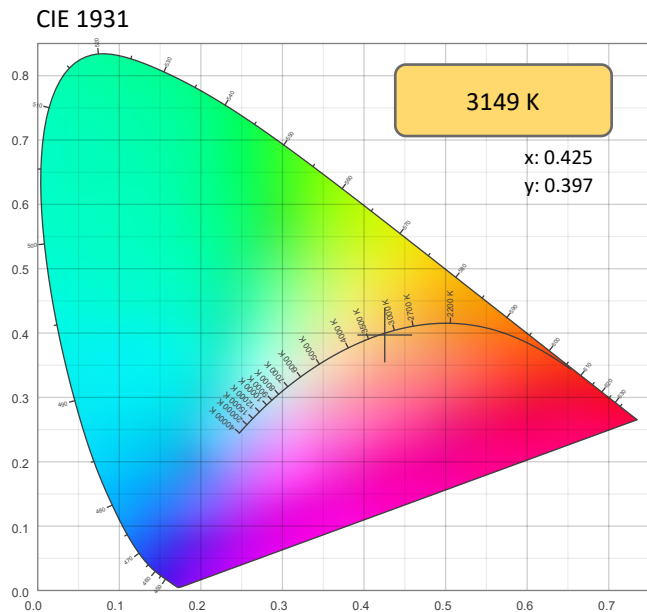
Lux distribution on a surface when lamp is mounted at 10 meters from the surface.

Mounting height: 10 meters / 33 feet

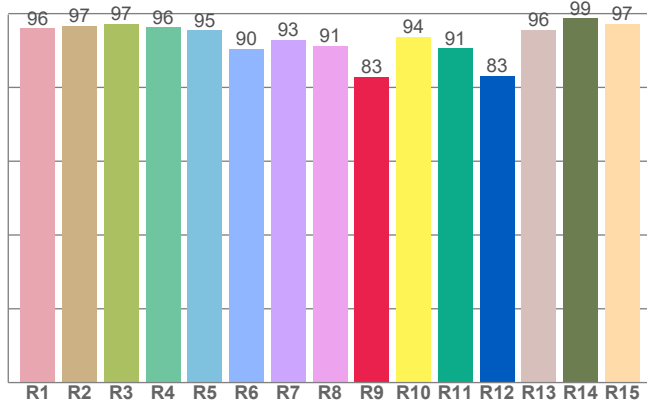
Photometric & Chromaticity Report

Logic Cove S: Very Wide Filter - 3200K

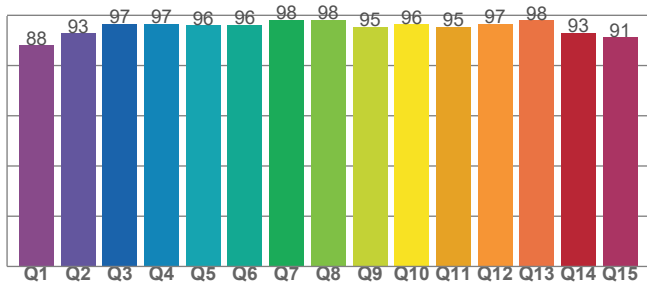
Chromaticity



CRI: 94.5 (R1-R8)



CQS: 94.3



Color Parameters

Color Temperature	Color Coordinate CIE 1931	Color Coordinate CIE 1931
CCT	x	y
3149 K	0.425	0.397

Color Deviation from Black Body Curve	Color Coordinate CIE 1964	Color Coordinate CIE 1964
Δuv	y	u
-0.0012	0.397	0.246

Color Rendering Index	Red Component	Color Quality Scale
CRI	CRI - R9	CQS
94.5	82.8	94.3

Television Lighting Consistency Index	Color Fidelity	Color Gamut
TLCI	TM30 - Rf	TM30 Rg
89	91.0	98.7

Photometric & Chromaticity Report

Logic Cove S: Very Wide Filter - 4000K

Report Summary

Measurements

Fixture Output: 501 lm
Fixture Peak: 114 cd
Fixture Efficacy: 27 lm/W
Intensity @ 5m: 5 lux
Color Temperature: 3944 K
CRI: 87.3 CRI R9 Value: 84.6
CQS: 90.1
TLCI: 87
TM-30 Rf: 83.4
TM-30 Rg: 93.2
Beam Angle (50%): 134.7°
Field Angle (10%): 219.2°
Cutoff Angle (3%): 247.8°

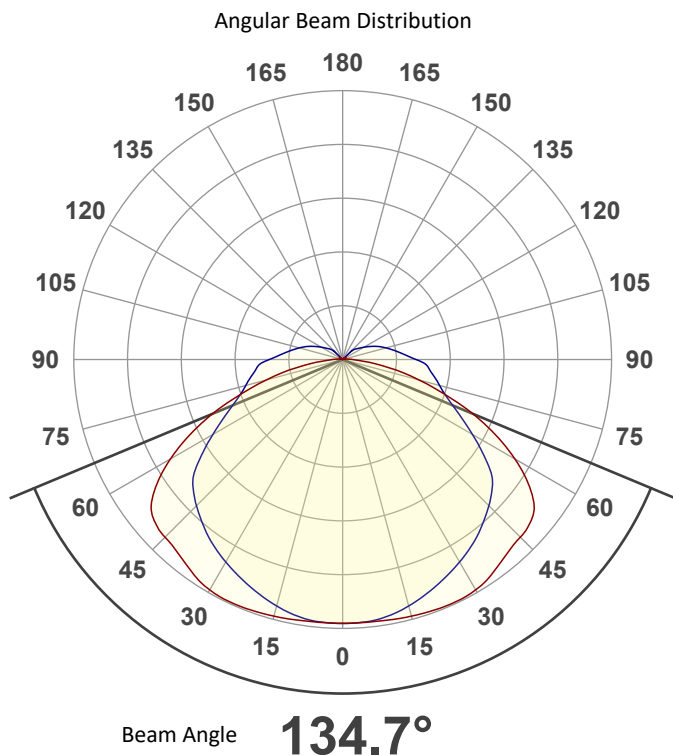
Conditions

AC Supply: 120 V, 60 Hz
Power: 21.44 W
Current: 0.179 A
Power Factor: 0.88

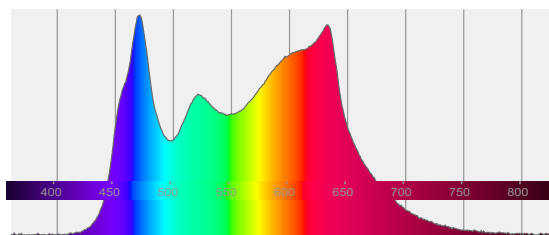


This data sheet conforms to American National Standard E1.9 – 2007 (R2017). All data was measured and calculated by a Viso Systems LabSpion Goniometer at the Chauvet PD Optics Laboratory in Sunrise, FL on 5/5/2022 to LM-63-2002 Standards.

Overall Measurement




Spectral Distribution



Tested Color (CIE 1931):

X: 0.380

Y: 0.366



Light Quality

CRI: 87.3

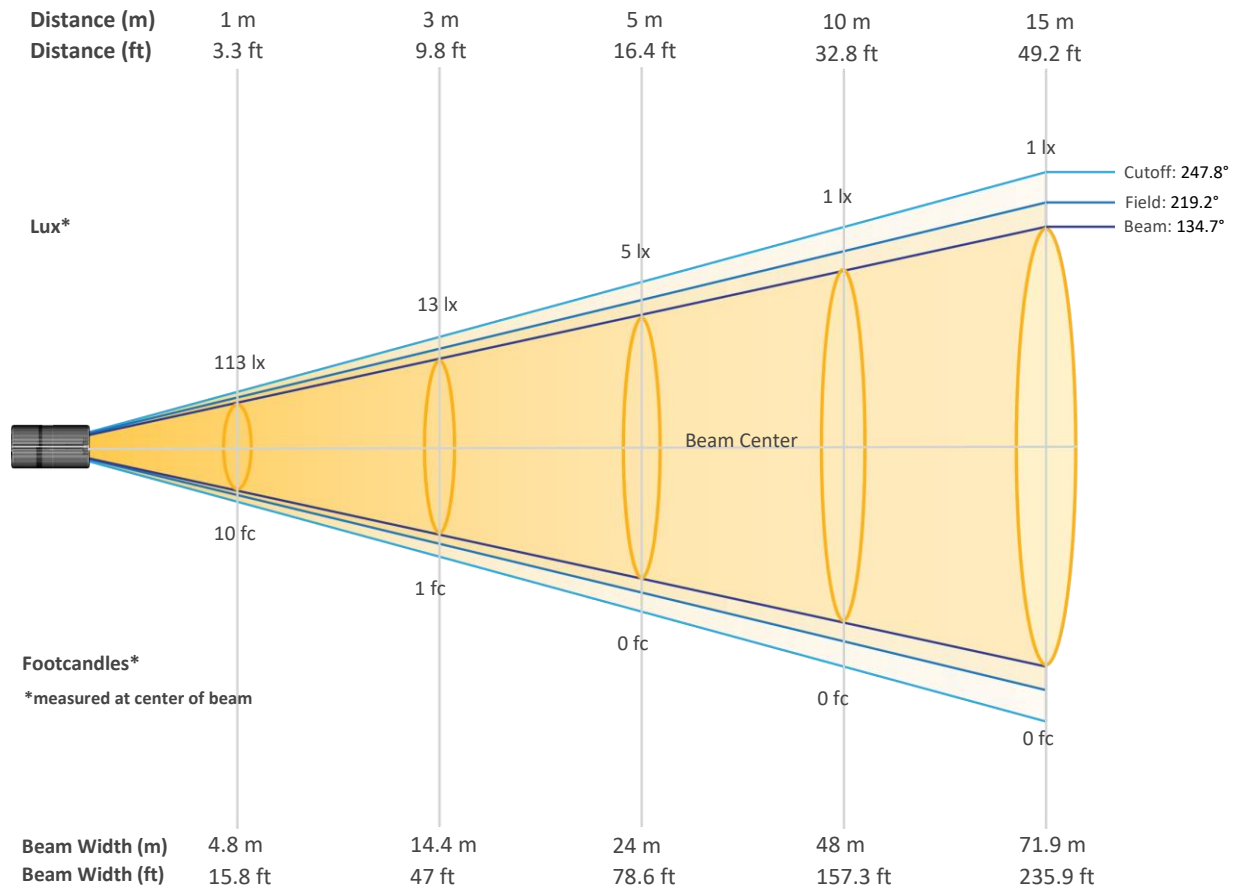
Color Temperature

3944 K

Photometric & Chromaticity Report

Logic Cove S: Very Wide Filter - 4000K

Beam Details

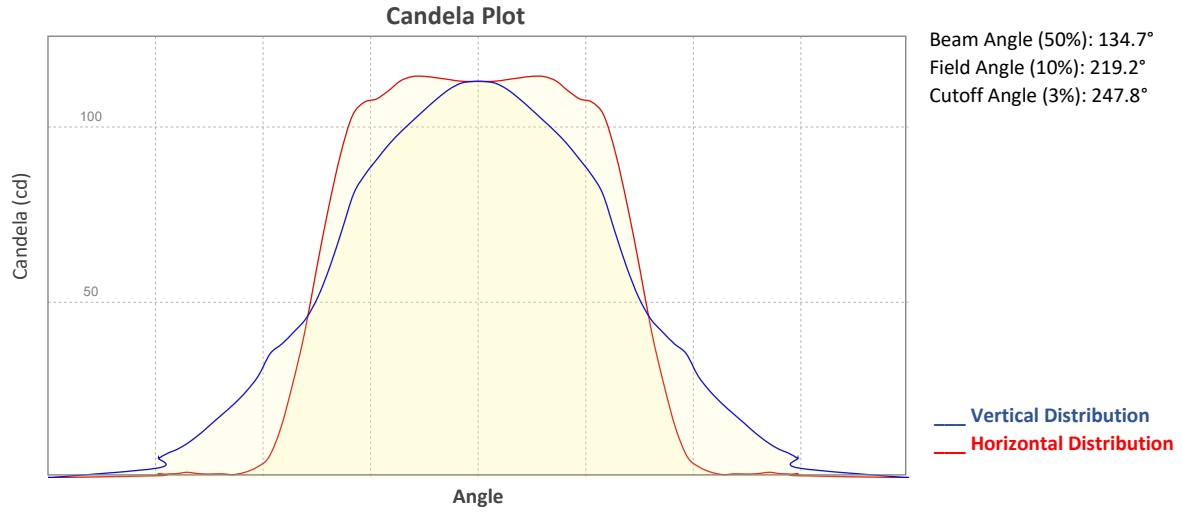


Beam Intensities from 1-20m (3.3-65.6ft)

Distance	1m	2m	3m	4m	5m	6m	7m	8m	9m	10m
Lux	113	28	13	7	5	3	2	2	1	1
Distance	11m	12m	13m	14m	15m	16m	17m	18m	19m	20m
Lux	1	1	1	1	1	0	0	0	0	0
Distance	3.3ft	6.6ft	9.8ft	13.1ft	16.4ft	19.7ft	23ft	26.2ft	29.5ft	32.8ft
FC	10	3	1	1	0	0	0	0	0	0
Distance	36.1ft	39.4ft	42.7ft	45.9ft	49.2ft	52.5ft	55.8ft	59.1ft	62.3ft	65.6ft
FC	0	0	0	0	0	0	0	0	0	0

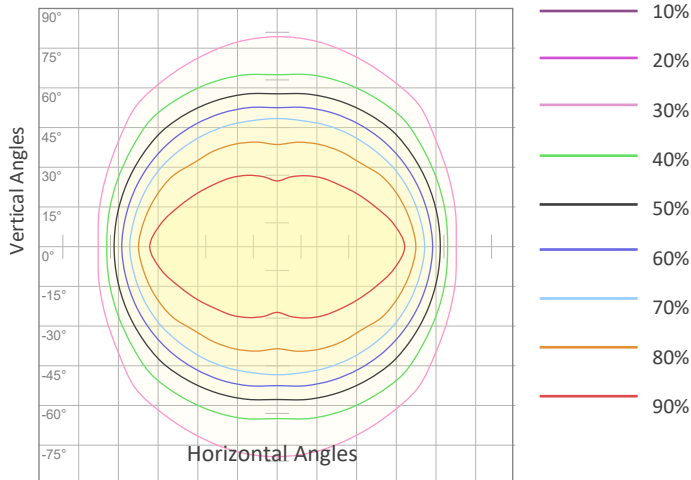
Photometric & Chromaticity Report

Logic Cove S: Very Wide Filter - 4000K



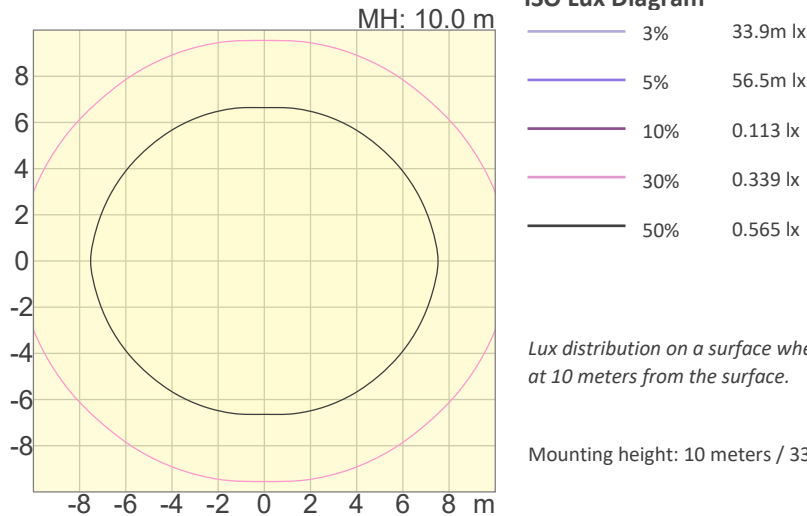
ISO Diagrams

ISO Candela Diagram



Conditions:
 Number of c-planes: 8
 Candela at center: 113 cd

ISO Lux Diagram



Conditions:
 Number of c-planes: 8
 Candela at center: 1.13 lx

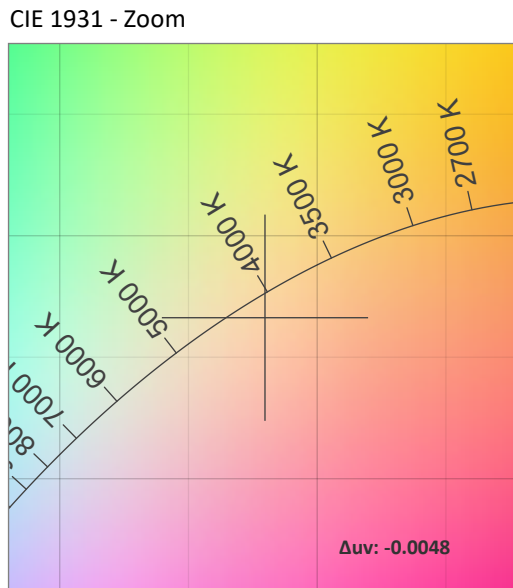
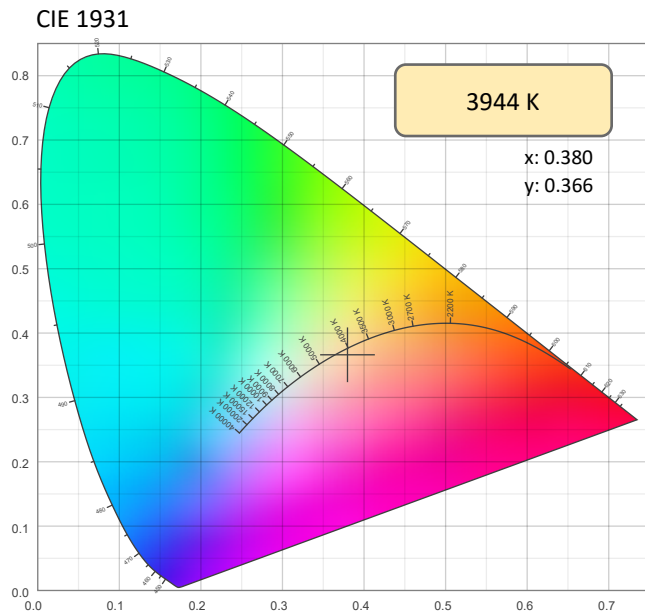
Lux distribution on a surface when lamp is mounted at 10 meters from the surface.

Mounting height: 10 meters / 33 feet

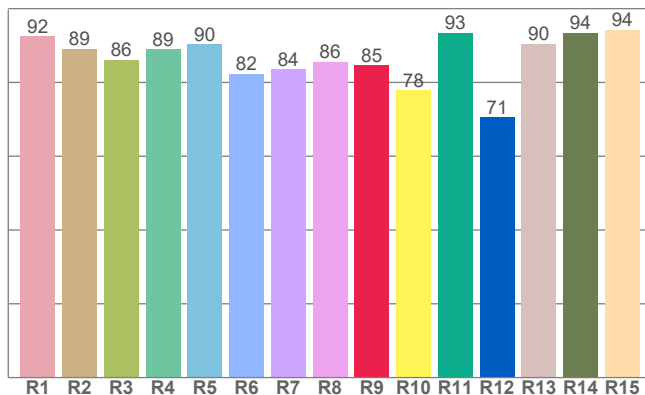
Photometric & Chromaticity Report

Logic Cove S: Very Wide Filter - 4000K

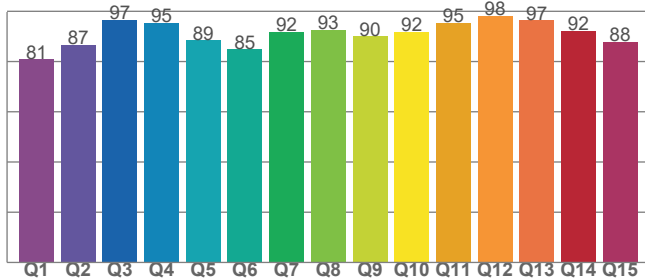
Chromaticity



CRI: 87.3 (R1-R8)



CQS: 90.1



Color Parameters

Color Temperature	Color Coordinate CIE 1931	Color Coordinate CIE 1931
CCT	x	y
3944 K	0.380	0.366

Color Deviation from Black Body Curve	Color Coordinate CIE 1964	Color Coordinate CIE 1964
Δuv	y	u
-0.0048	0.366	0.229

Color Rendering Index	Red Component	Color Quality Scale
CRI	CRI - R9	CQS
87.3	84.6	90.1

Television Lighting Consistency Index	Color Fidelity	Color Gamut
TLCI	TM30 - Rf	TM30 Rg
87	83.4	93.2

Photometric & Chromaticity Report

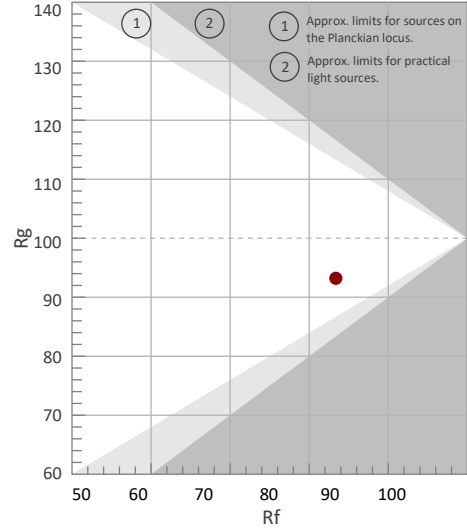
Logic Cove S: Very Wide Filter - 4000K

TM-30 Details

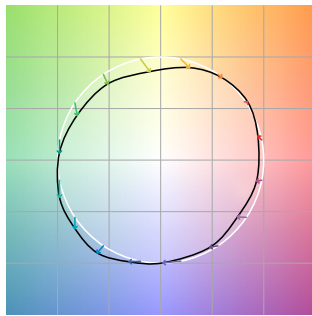
Rf 83.4
Fidelity Index (Rg)

Rg 93.2
Gammut Index (Rg)

Hue Bin	R _f	Graphic shifts (%)	
		Chroma	Hue
1	87	-3%	4%
2	92	2%	0%
3	90	-1%	-5%
4	81	-7%	-10%
5	79	-14%	-6%
6	85	-10%	2%
7	82	-9%	9%
8	80	-2%	13%
9	79	3%	16%
10	83	6%	9%
11	85	9%	-1%
12	81	3%	-11%
13	77	-2%	-17%
14	91	-3%	-7%
15	81	-7%	-4%
16	82	-5%	-2%



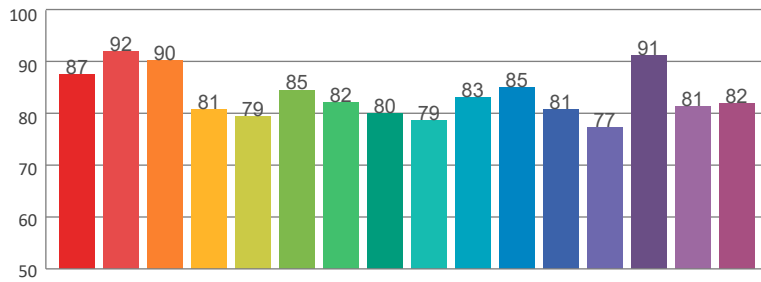
Color Vector Graphic



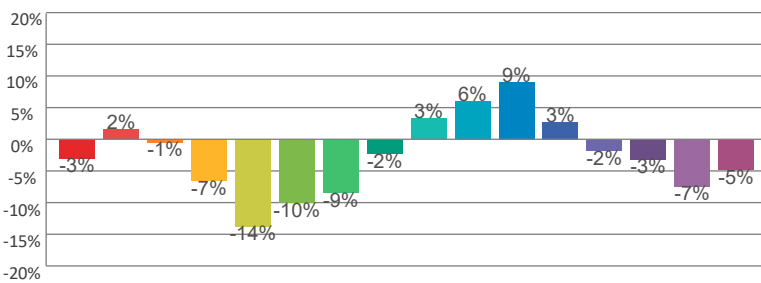
Color Distortion Graphic



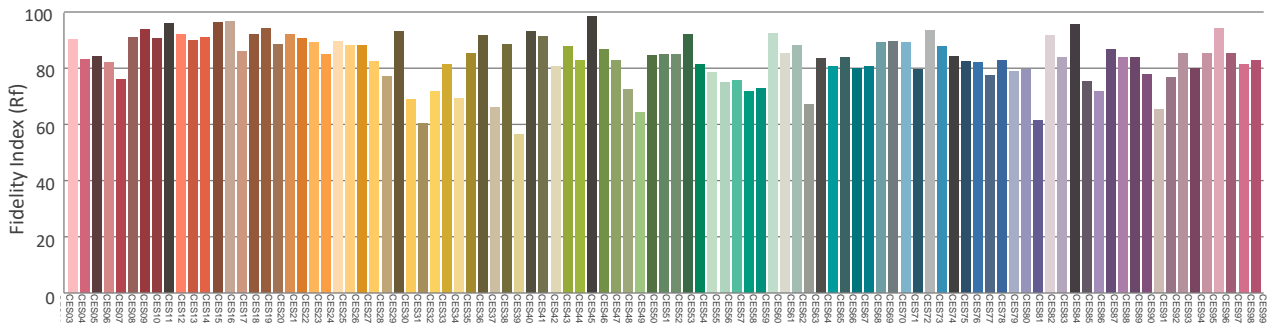
R_f by Hue



Local Chroma Shift by Hue



Color Evaluation Sample



Photometric & Chromaticity Report

Logic Cove S: Very Wide Filter - 4500K

Report Summary

Measurements

Fixture Output: 472 lm
Fixture Peak: 108 cd
Fixture Efficacy: 25 lm/W
Intensity @ 5m: 4 lux
Color Temperature: 4428 K
CRI: 81.9 CRI R9 Value: 88.7
CQS: 87.0
TLCI: 86
TM-30 Rf: 80.2
TM-30 Rg: 92.7
Beam Angle (50%): 134.8°
Field Angle (10%): 219.3°
Cutoff Angle (3%): 247.8°

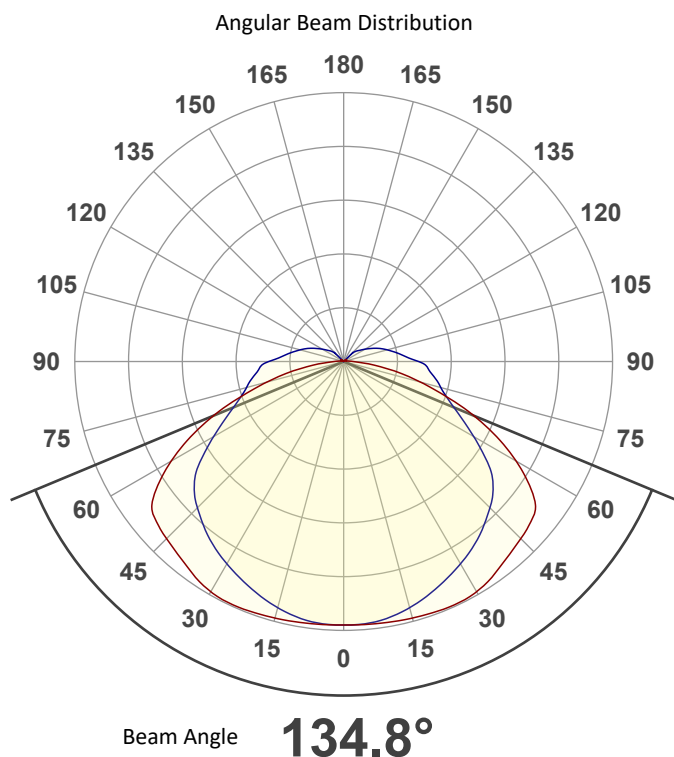
Conditions

AC Supply: 120 V, 60 Hz
Power: 21.41 W
Current: 0.179 A
Power Factor: 0.88

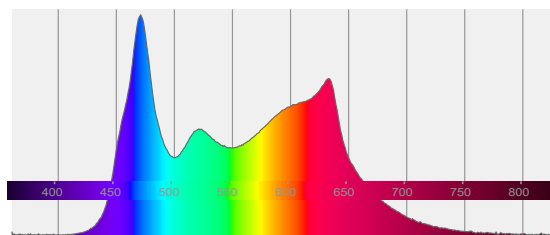


This data sheet conforms to American National Standard E1.9 – 2007 (R2017). All data was measured and calculated by a Viso Systems LabSpion Goniometer at the Chauvet PD Optics Laboratory in Sunrise, FL on 5/5/2022 to LM-63-2002 Standards.

Overall Measurement



Spectral Distribution



Tested Color (CIE 1931):

X: 0.360

Y: 0.348



Light Quality

CRI: 81.9

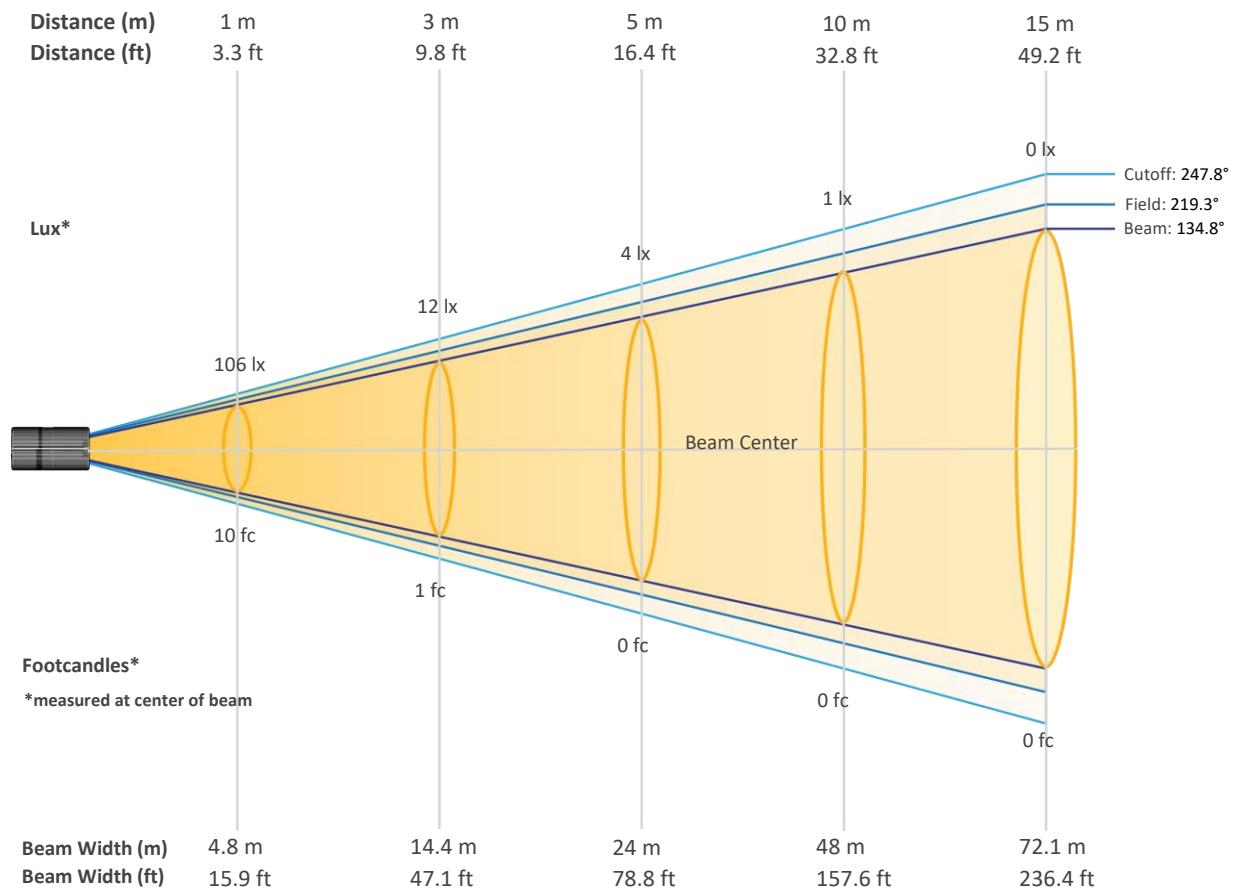
Color Temperature

4428 K

Photometric & Chromaticity Report

Logic Cove S: Very Wide Filter - 4500K

Beam Details

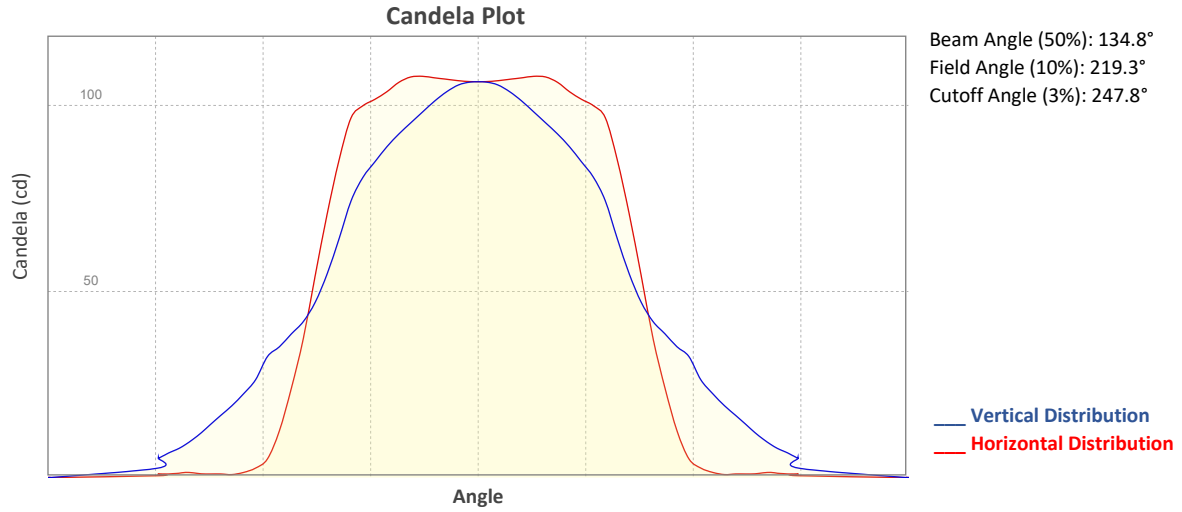


Beam Intensities from 1-20m (3.3-65.6ft)

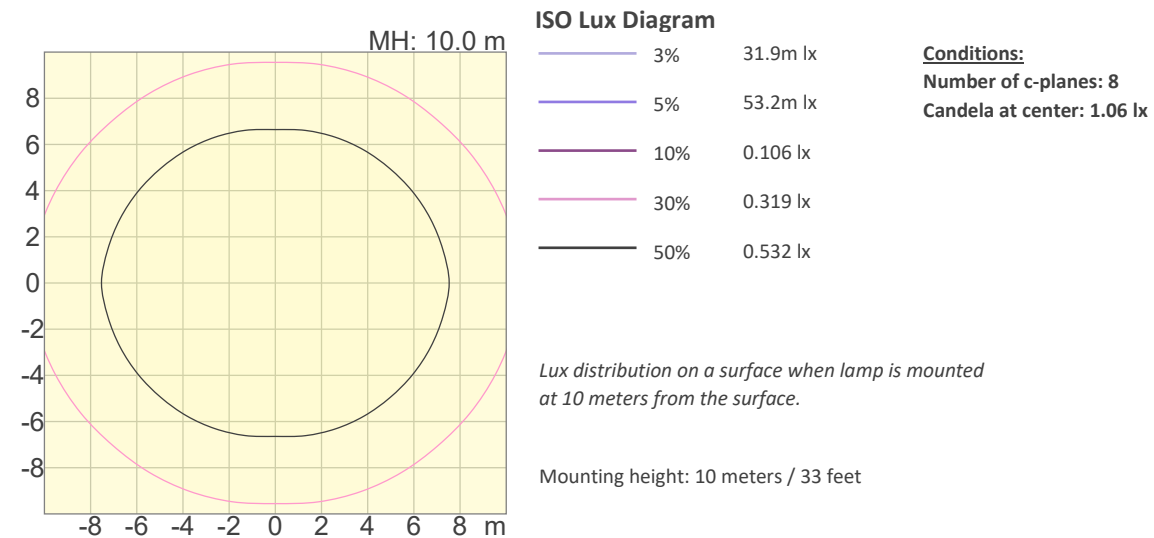
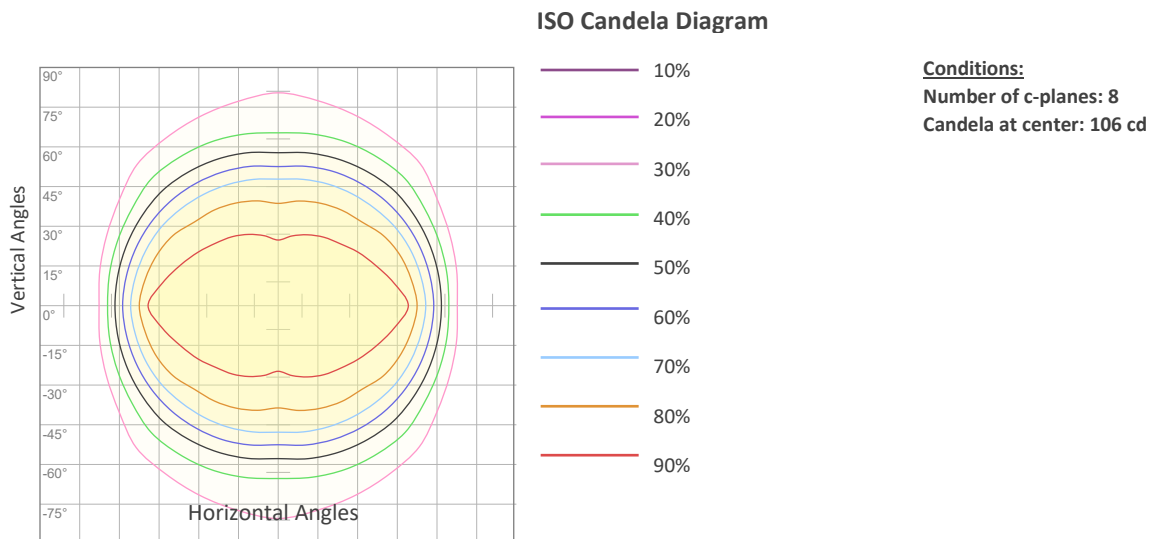
Distance	1m	2m	3m	4m	5m	6m	7m	8m	9m	10m
Lux	106	27	12	7	4	3	2	2	1	1
Distance	11m	12m	13m	14m	15m	16m	17m	18m	19m	20m
Lux	1	1	1	1	0	0	0	0	0	0
Distance	3.3ft	6.6ft	9.8ft	13.1ft	16.4ft	19.7ft	23ft	26.2ft	29.5ft	32.8ft
FC	10	2	1	1	0	0	0	0	0	0
Distance	36.1ft	39.4ft	42.7ft	45.9ft	49.2ft	52.5ft	55.8ft	59.1ft	62.3ft	65.6ft
FC	0	0	0	0	0	0	0	0	0	0

Photometric & Chromaticity Report

Logic Cove S: Very Wide Filter - 4500K



ISO Diagrams

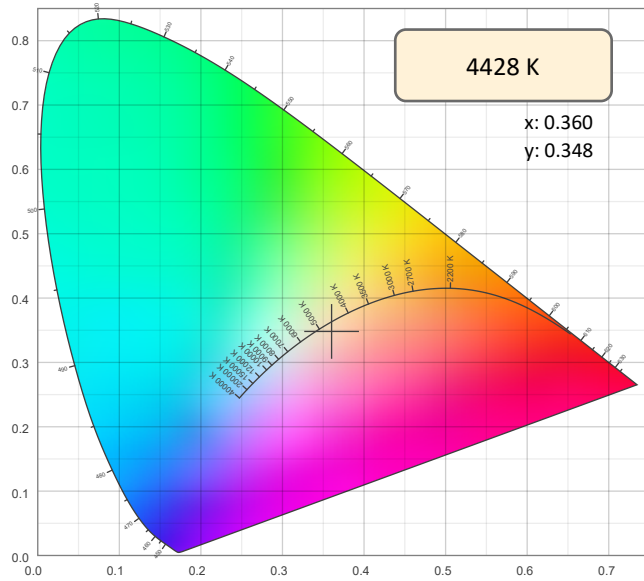


Photometric & Chromaticity Report

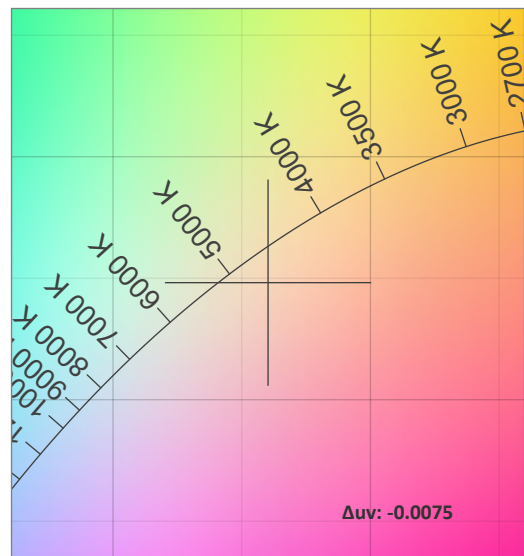
Logic Cove S: Very Wide Filter - 4500K

Chromaticity

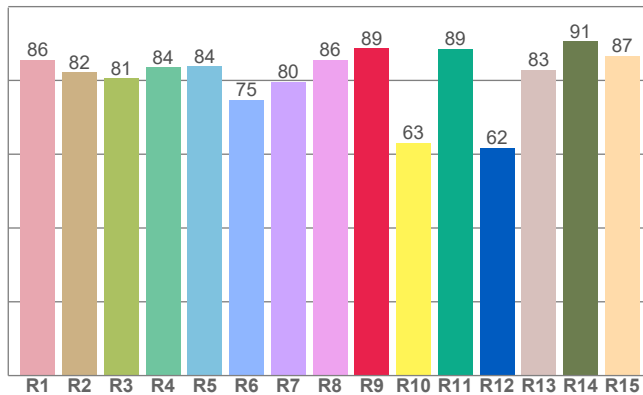
CIE 1931



CIE 1931 - Zoom



CRI: 81.9 (R1-R8)

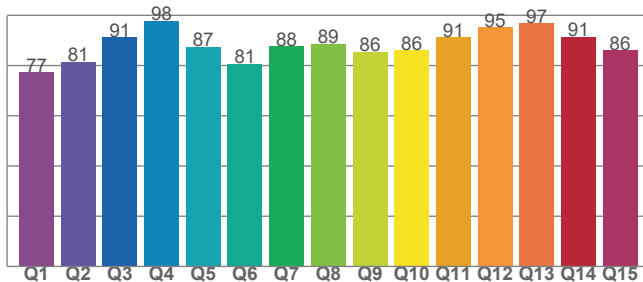


Color Parameters

Color Temperature	Color Coordinate CIE 1931	Color Coordinate CIE 1931
CCT	x	y
4428 K	0.360	0.348

Color Deviation from Black Body Curve	Color Coordinate CIE 1964	Color Coordinate CIE 1964
Δuv	y	u
-0.0075	0.348	0.223

CQS: 87.0



Color Rendering Index	Red Component	Color Quality Scale
CRI	CRI - R9	CQS
81.9	88.7	87.0

Television Lighting Consistency Index	Color Fidelity	Color Gamut
TLCI	TM30 - Rf	TM30 Rg
86	80.2	92.7

Photometric & Chromaticity Report

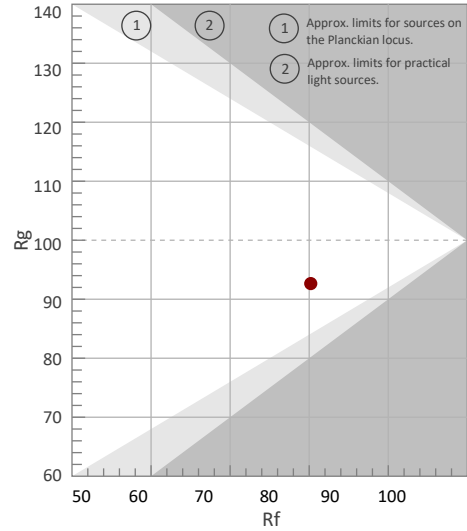
Logic Cove S: Very Wide Filter - 4500K

TM-30 Details

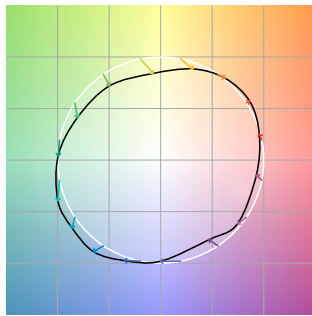
Rf 80.2
Fidelity Index (Rg)

Rg 92.7
Gammut Index (Rg)

Hue Bin	R _f	Graphic shifts (%)	
		Chroma	Hue
1	86	-1%	6%
2	90	4%	-1%
3	85	1%	-8%
4	76	-7%	-13%
5	75	-16%	-9%
6	81	-13%	1%
7	79	-10%	11%
8	76	-2%	15%
9	76	5%	19%
10	82	8%	7%
11	81	10%	-5%
12	74	2%	-15%
13	78	-4%	-19%
14	82	-10%	-4%
15	77	-4%	-10%
16	83	-6%	4%



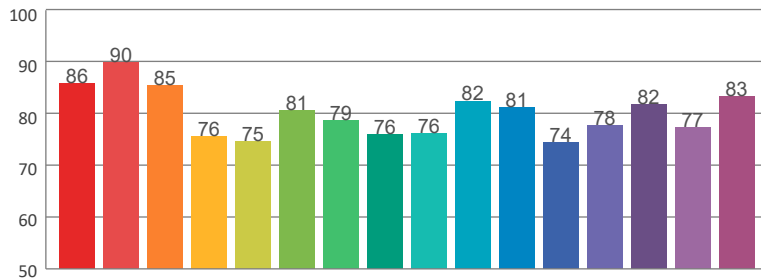
Color Vector Graphic



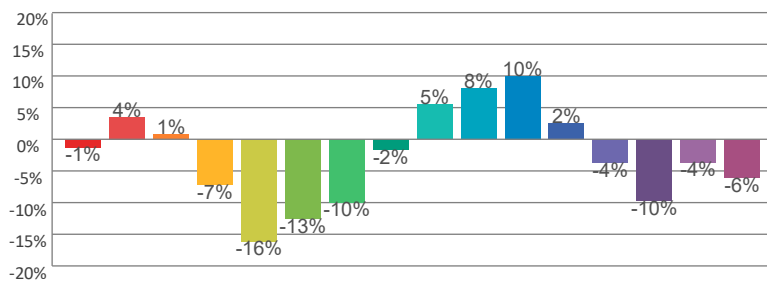
Color Distortion Graphic



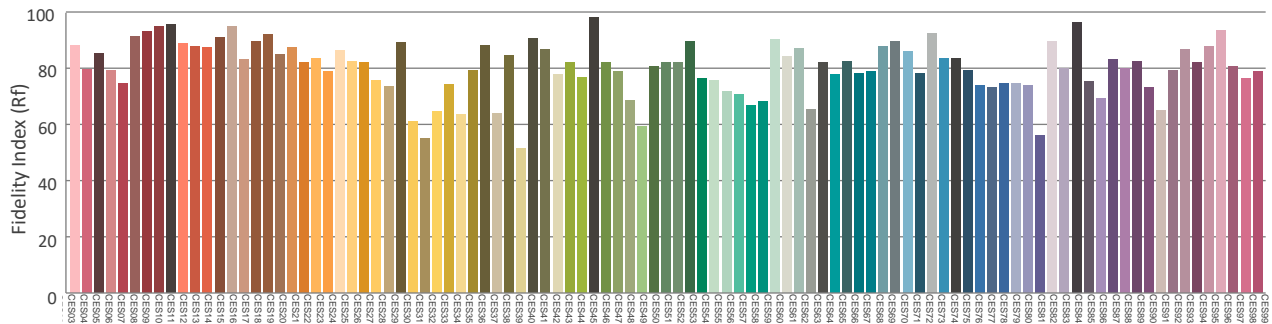
R_f by Hue



Local Chroma Shift by Hue



Color Evaluation Sample



Photometric & Chromaticity Report

Logic Cove S: Very Wide Filter - 5000K

Report Summary

Measurements

Fixture Output: 453 lm
Fixture Peak: 103 cd
Fixture Efficacy: 24 lm/W
Intensity @ 5m: 4 lux
Color Temperature: 5027 K
CRI: 77.0 CRI R9 Value: 75.2
CQS: 85.5
TLCI: 84
TM-30 Rf: 77.4
TM-30 Rg: 91.9
Beam Angle (50%): 134.8°
Field Angle (10%): 219.3°
Cutoff Angle (3%): 247.6°

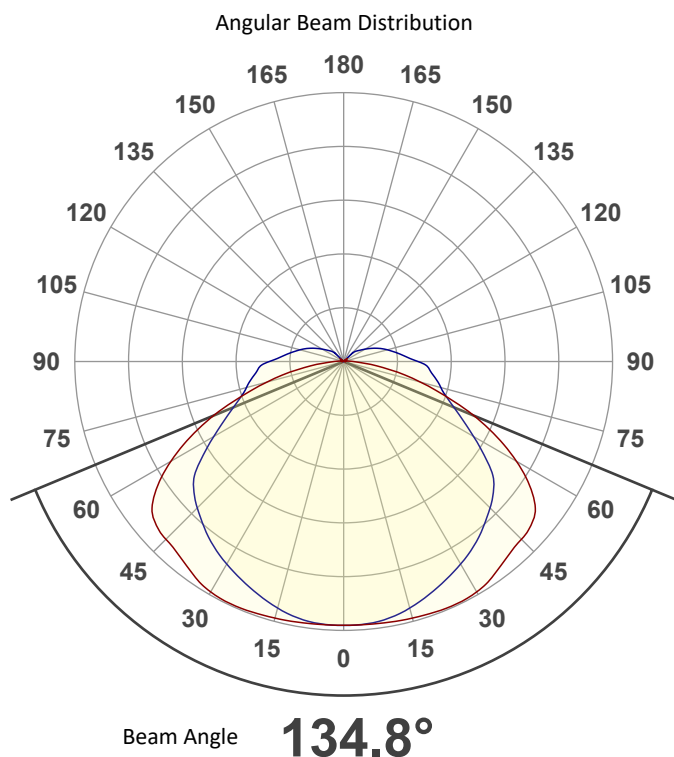
Conditions

AC Supply: 119 V, 60 Hz
Power: 21.39 W
Current: 0.179 A
Power Factor: 0.88

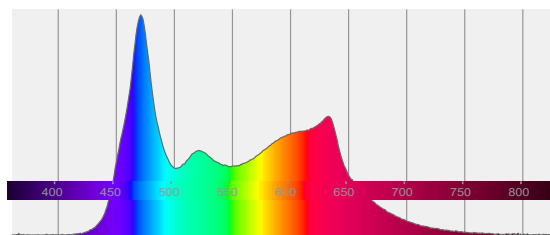


This data sheet conforms to American National Standard E1.9 – 2007 (R2017). All data was measured and calculated by a Viso Systems LabSpion Goniometer at the Chauvet PD Optics Laboratory in Sunrise, FL on 5/5/2022 to LM-63-2002 Standards.

Overall Measurement



Spectral Distribution



Tested Color (CIE 1931):

X: 0.343

Y: 0.331



Light Quality

CRI: 77.0

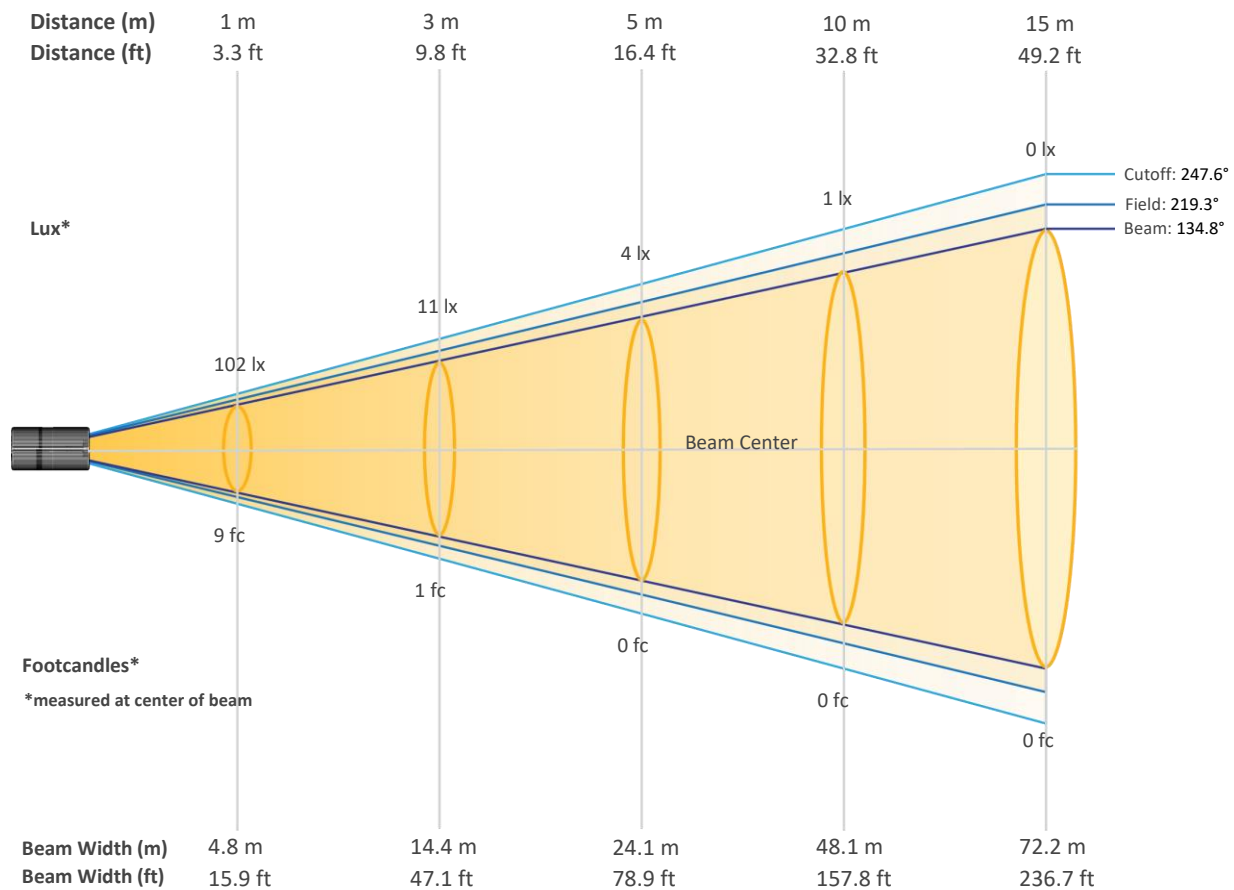
Color Temperature

5027 K

Photometric & Chromaticity Report

Logic Cove S: Very Wide Filter - 5000K

Beam Details

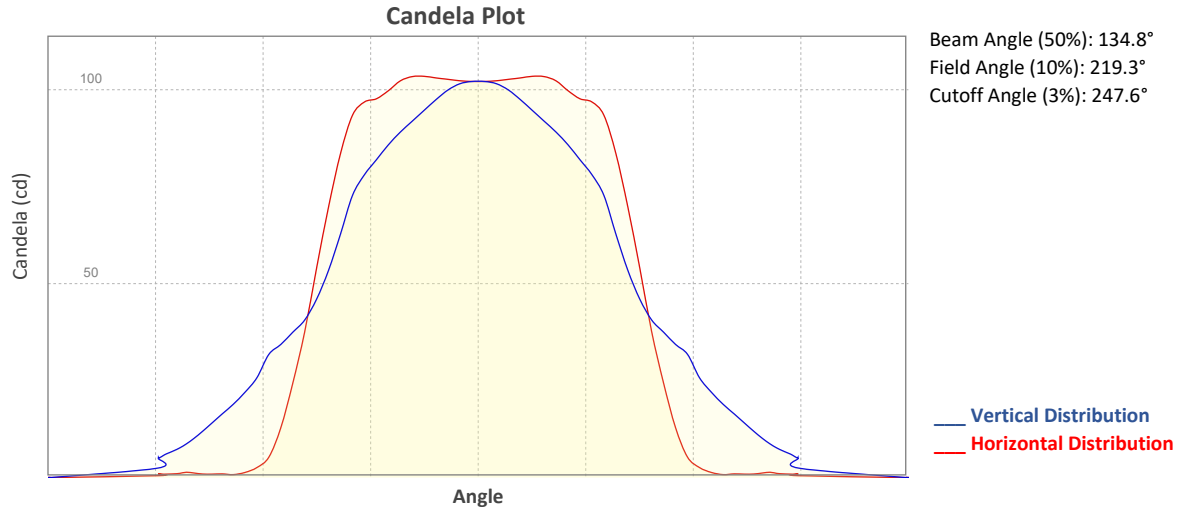


Beam Intensities from 1-20m (3.3-65.6ft)

Distance	1m	2m	3m	4m	5m	6m	7m	8m	9m	10m
Lux	102	26	11	6	4	3	2	2	1	1
Distance	11m	12m	13m	14m	15m	16m	17m	18m	19m	20m
Lux	1	1	1	1	0	0	0	0	0	0
Distance	3.3ft	6.6ft	9.8ft	13.1ft	16.4ft	19.7ft	23ft	26.2ft	29.5ft	32.8ft
FC	9	2	1	1	0	0	0	0	0	0
Distance	36.1ft	39.4ft	42.7ft	45.9ft	49.2ft	52.5ft	55.8ft	59.1ft	62.3ft	65.6ft
FC	0	0	0	0	0	0	0	0	0	0

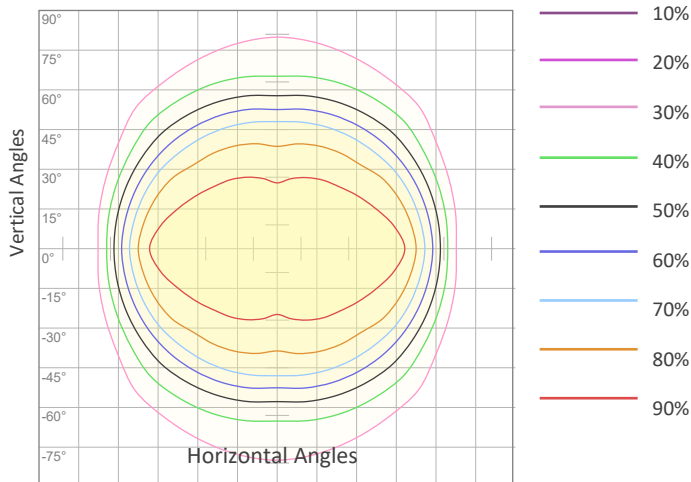
Photometric & Chromaticity Report

Logic Cove S: Very Wide Filter - 5000K



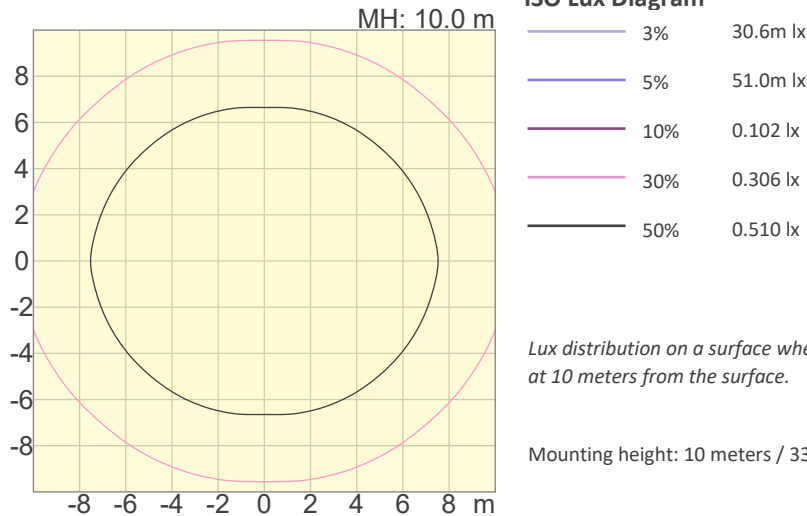
ISO Diagrams

ISO Candela Diagram



Conditions:
 Number of c-planes: 8
 Candela at center: 102 cd

ISO Lux Diagram



Conditions:
 Number of c-planes: 8
 Candela at center: 1.02 lx

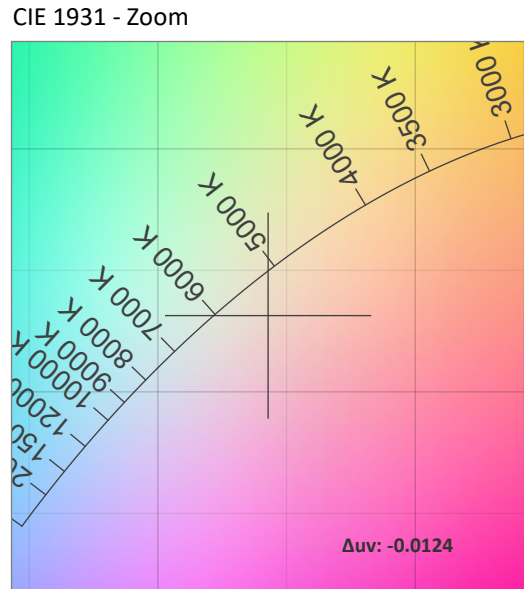
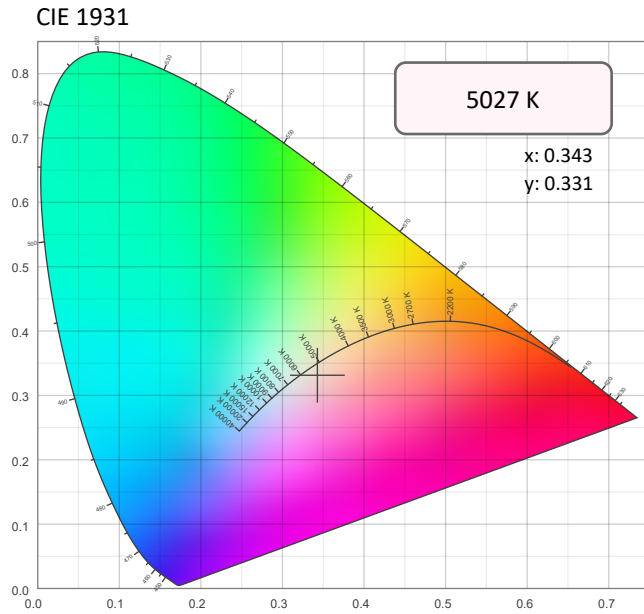
Lux distribution on a surface when lamp is mounted at 10 meters from the surface.

Mounting height: 10 meters / 33 feet

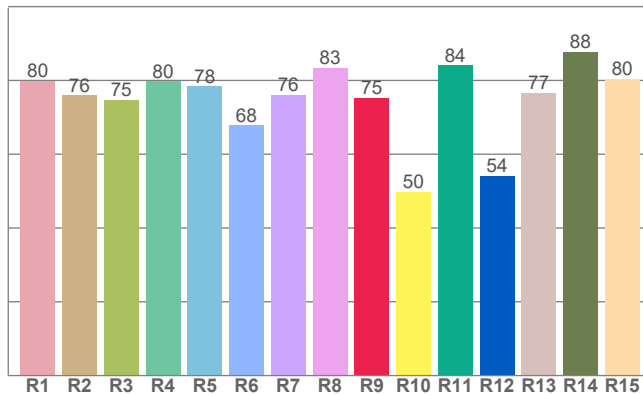
Photometric & Chromaticity Report

Logic Cove S: Very Wide Filter - 5000K

Chromaticity



CRI: 77.0 (R1-R8)

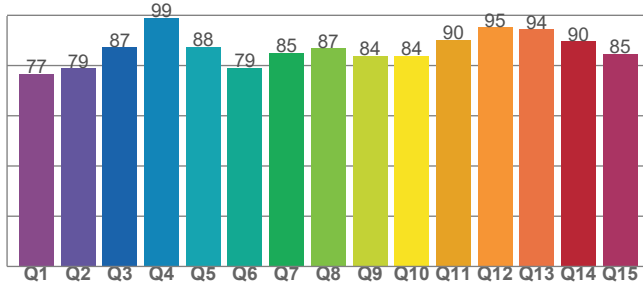


Color Parameters

Color Temperature	Color Coordinate CIE 1931	Color Coordinate CIE 1931
CCT	x	y
5027 K	0.343	0.331

Color Deviation from Black Body Curve	Color Coordinate CIE 1964	Color Coordinate CIE 1964
Δuv	y	u
-0.0124	0.331	0.218

CQS: 85.5



Color Rendering Index	Red Component	Color Quality Scale
CRI	CRI - R9	CQS
77.0	75.2	85.5

Television Lighting Consistency Index	Color Fidelity	Color Gamut
TLCI	TM30 - Rf	TM30 Rg
84	77.4	91.9

Photometric & Chromaticity Report

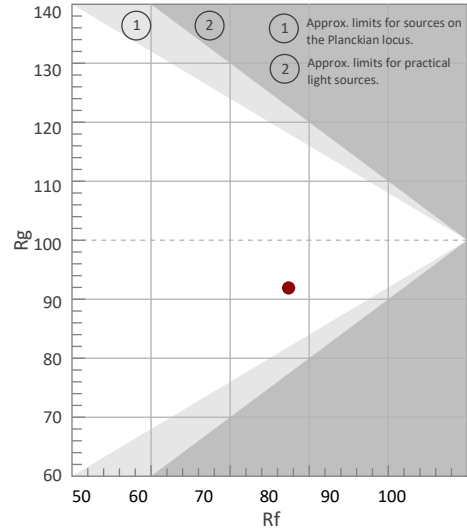
Logic Cove S: Very Wide Filter - 5000K

TM-30 Details

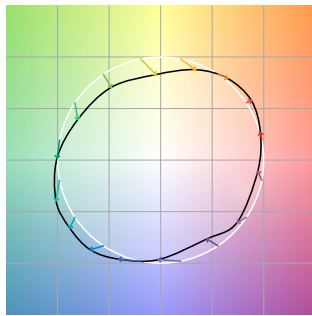
Rf 77.4
Fidelity Index (Rg)

Rg 91.9
Gammut Index (Rg)

		Graphic shifts (%)	
Hue Bin	R _f	Chroma	Hue
1	84	0%	7%
2	87	5%	-1%
3	82	2%	-10%
4	72	-7%	-16%
5	71	-18%	-12%
6	77	-15%	1%
7	76	-11%	12%
8	72	-1%	18%
9	74	7%	19%
10	82	10%	6%
11	77	10%	-8%
12	70	2%	-21%
13	75	-6%	-21%
14	79	-12%	-5%
15	77	-5%	-9%
16	81	-6%	8%



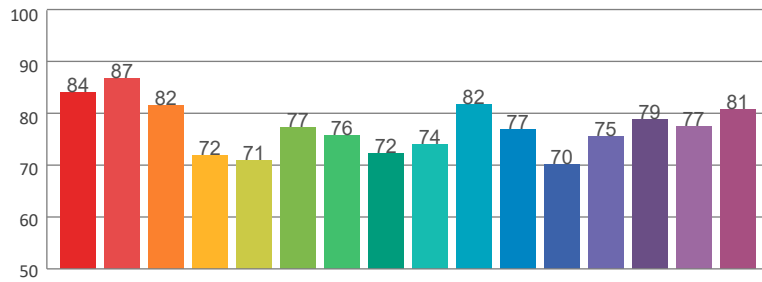
Color Vector Graphic



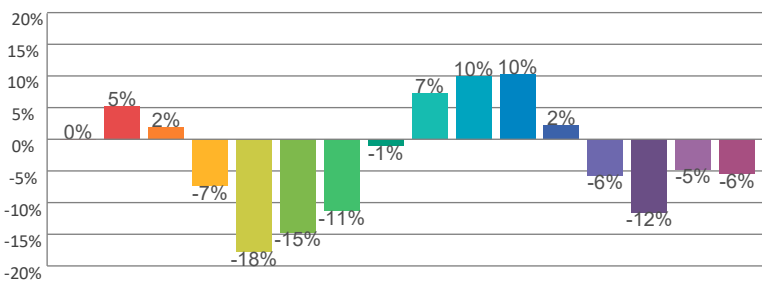
Color Distortion Graphic



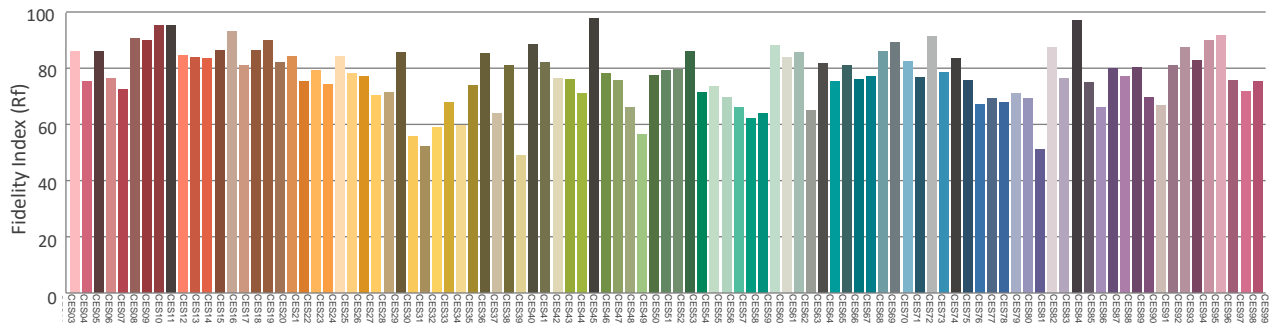
Rf by Hue



Local Chroma Shift by Hue



Color Evaluation Sample



Photometric & Chromaticity Report

Logic Cove S: Very Wide Filter - 5600K

Report Summary

Measurements

Fixture Output: 440 lm
Fixture Peak: 100 cd
Fixture Efficacy: 24 lm/W
Intensity @ 5m: 4 lux
Color Temperature: 5794 K
CRI: 72.2 CRI R9 Value: 61.6
CQS: 81.9
TLCI: 78
TM-30 Rf: 73.3
TM-30 Rg: 89.8
Beam Angle (50%): 135°
Field Angle (10%): 219.8°
Cutoff Angle (3%): 247.9°

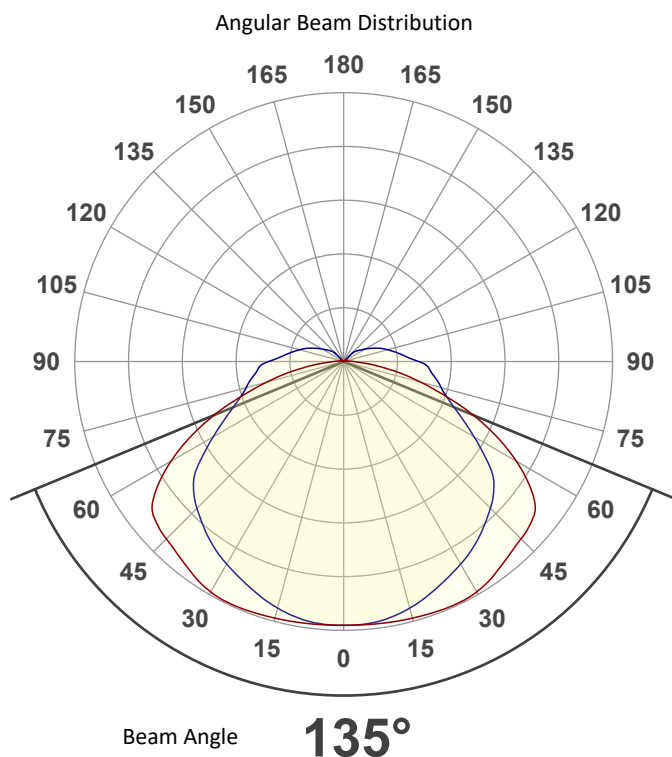
Conditions

AC Supply: 121 V, 60 Hz
Power: 21.33 W
Current: 0.177 A
Power Factor: 0.87

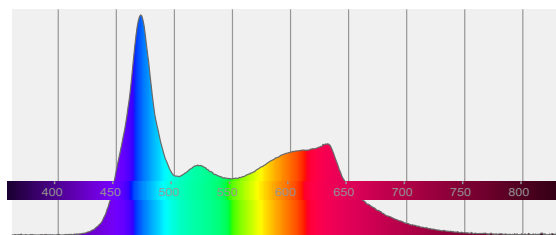


This data sheet conforms to American National Standard E1.9 – 2007 (R2017). All data was measured and calculated by a Viso Systems LabSpion Goniometer at the Chauvet PD Optics Laboratory in Sunrise, FL on 5/5/2022 to LM-63-2002 Standards.

Overall Measurement



Spectral Distribution



Tested Color (CIE 1931):

X: 0.327

Y: 0.317



Light Quality

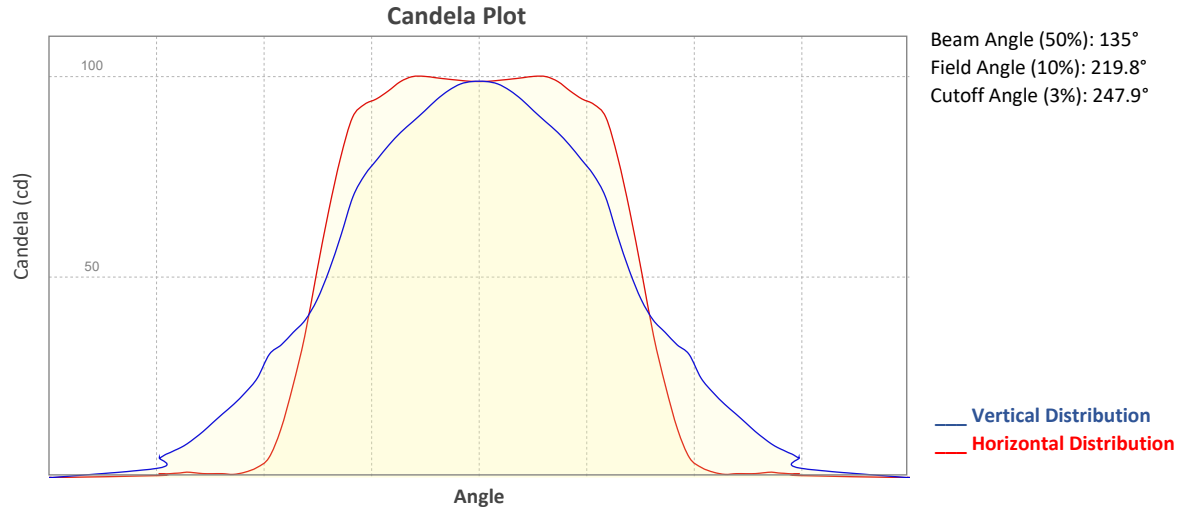
CRI: 72.2

Color Temperature

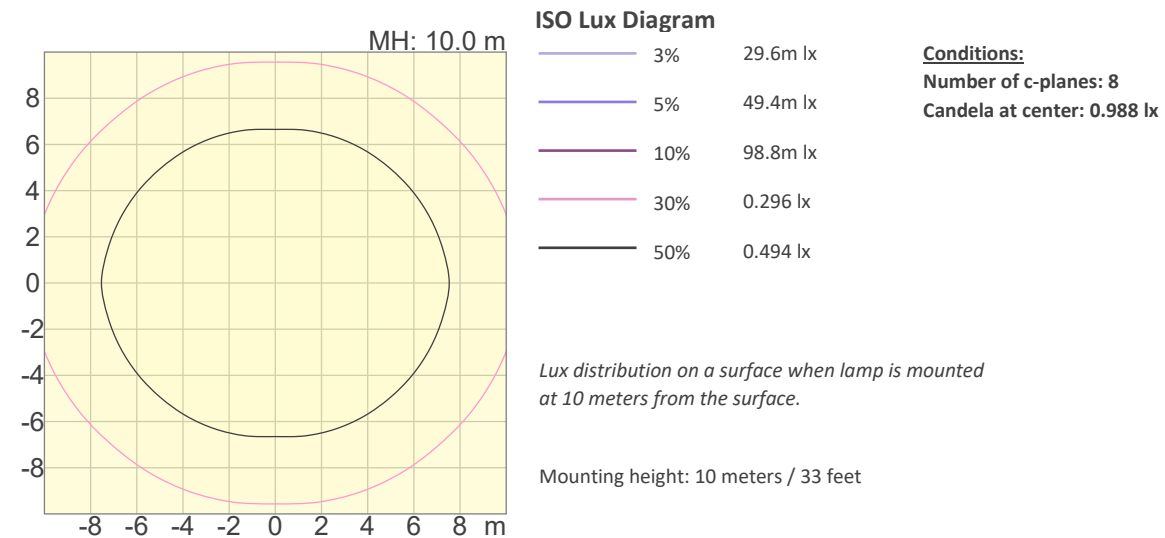
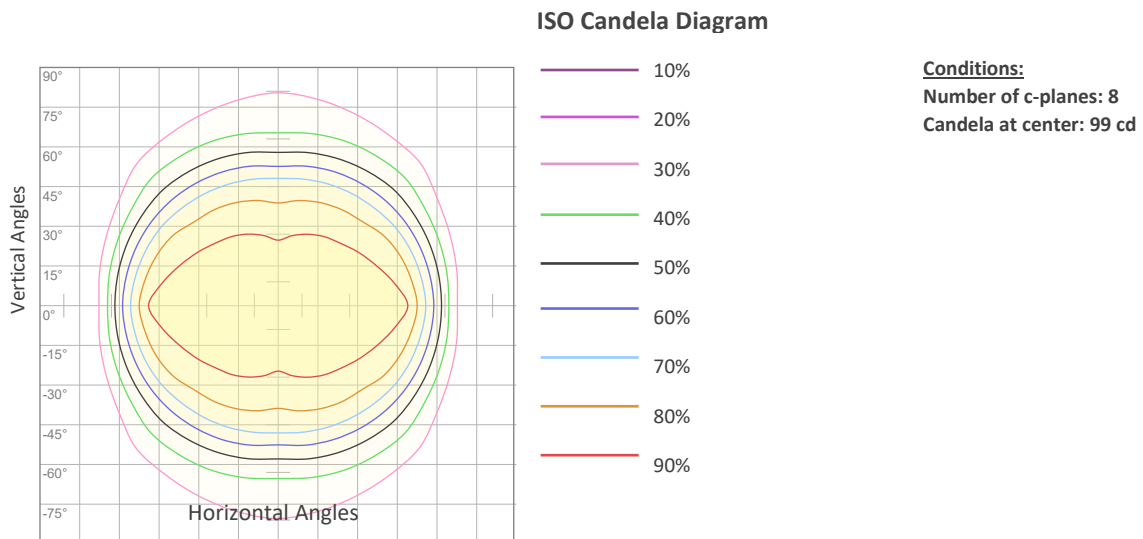
5794 K

Photometric & Chromaticity Report

Logic Cove S: Very Wide Filter - 5600K



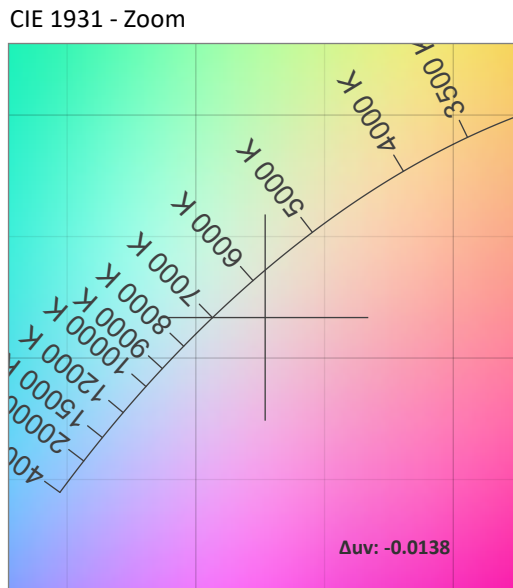
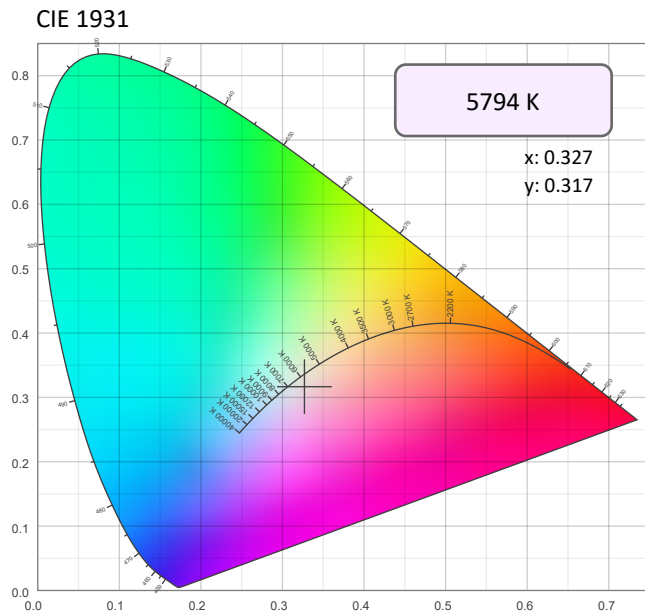
ISO Diagrams



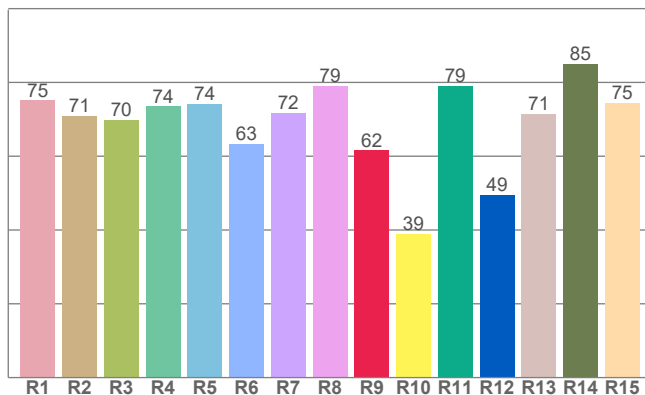
Photometric & Chromaticity Report

Logic Cove S: Very Wide Filter - 5600K

Chromaticity



CRI: 72.2 (R1-R8)

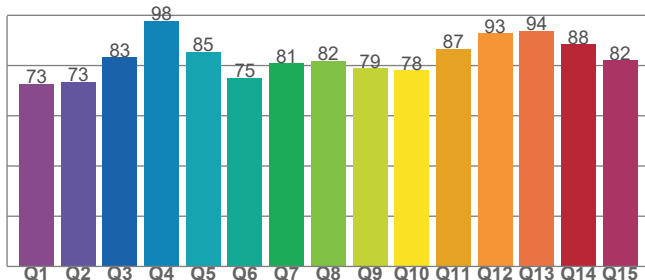


Color Parameters

Color Temperature	Color Coordinate CIE 1931	Color Coordinate CIE 1931
CCT	x	y
5794 K	0.327	0.317

Color Deviation from Black Body Curve	Color Coordinate CIE 1964	Color Coordinate CIE 1964
Δuv	y	u
-0.0138	0.317	0.213

CQS: 81.9



Color Rendering Index	Red Component	Color Quality Scale
CRI	CRI - R9	CQS
72.2	61.6	81.9

Television Lighting Consistency Index	Color Fidelity	Color Gamut
TLCI	TM30 - Rf	TM30 Rg
78	73.3	89.8

Photometric & Chromaticity Report

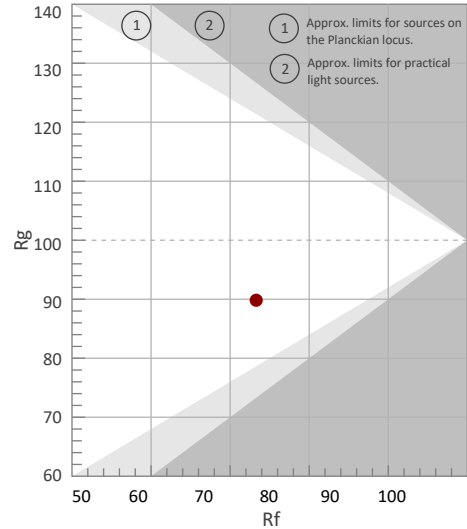
Logic Cove S: Very Wide Filter - 5600K

TM-30 Details

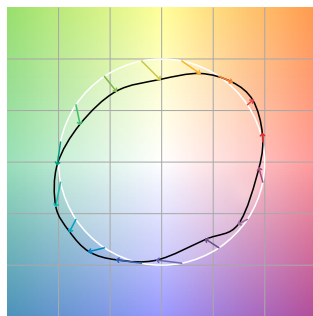
Rf 73.3
Fidelity Index (Rg)

Rg 89.8
Gammut Index (Rg)

Hue Bin	R _f	Graphic shifts (%)	
		Chroma	Hue
1	81	1%	8%
2	85	7%	1%
3	76	2%	-14%
4	66	-8%	-19%
5	61	-21%	-14%
6	74	-18%	-2%
7	71	-14%	13%
8	63	-1%	22%
9	74	9%	22%
10	79	12%	6%
11	73	11%	-10%
12	66	2%	-24%
13	72	-8%	-23%
14	75	-14%	-6%
15	78	-5%	-9%
16	76	-6%	13%



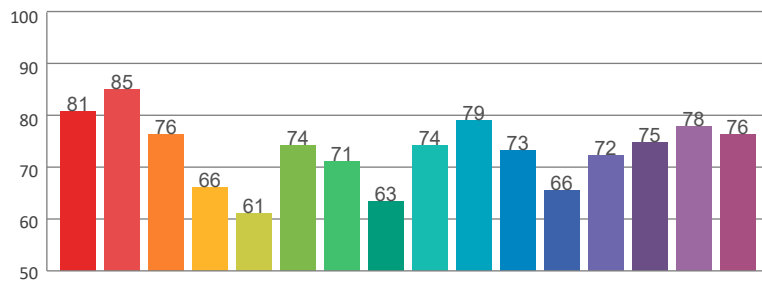
Color Vector Graphic



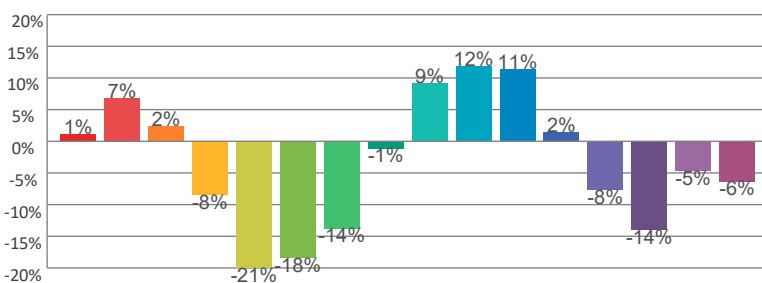
Color Distortion Graphic



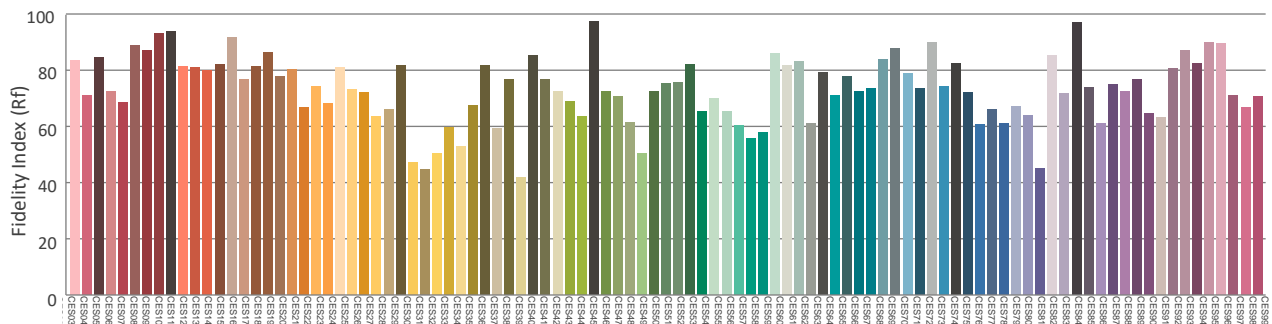
Rf by Hue



Local Chroma Shift by Hue



Color Evaluation Sample



Photometric & Chromaticity Report

Logic Cove S: Very Wide Filter - 6000K

Report Summary

Measurements

Fixture Output: 437 lm
Fixture Peak: 99.6 cd
Fixture Efficacy: 23 lm/W
Intensity @ 5m: 4 lux
Color Temperature: 6249 K
CRI: 69.7 CRI R9 Value: 62.1
CQS: 79.8
TLCI: 75
TM-30 Rf: 71.1
TM-30 Rg: 88.3
Beam Angle (50%): 134.9°
Field Angle (10%): 219.3°
Cutoff Angle (3%): 247.9°

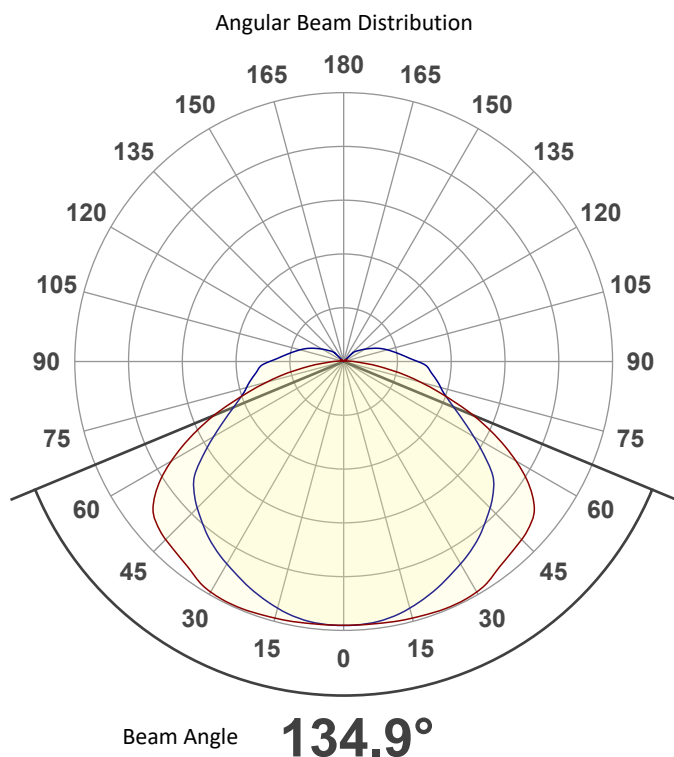
Conditions

AC Supply: 121 V, 60 Hz
Power: 21.5 W
Current: 0.178 A
Power Factor: 0.88

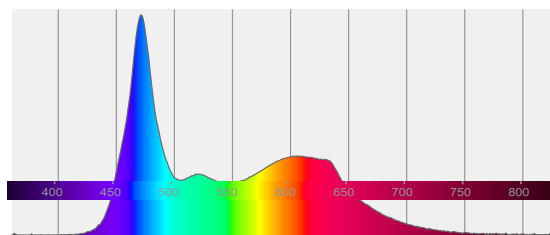


This data sheet conforms to American National Standard E1.9 – 2007 (R2017). All data was measured and calculated by a Viso Systems LabSpion Goniometer at the Chauvet PD Optics Laboratory in Sunrise, FL on 5/5/2022 to LM-63-2002 Standards.

Overall Measurement




Spectral Distribution



Tested Color (CIE 1931):

X: 0.320

Y: 0.308



Light Quality

CRI: 69.7

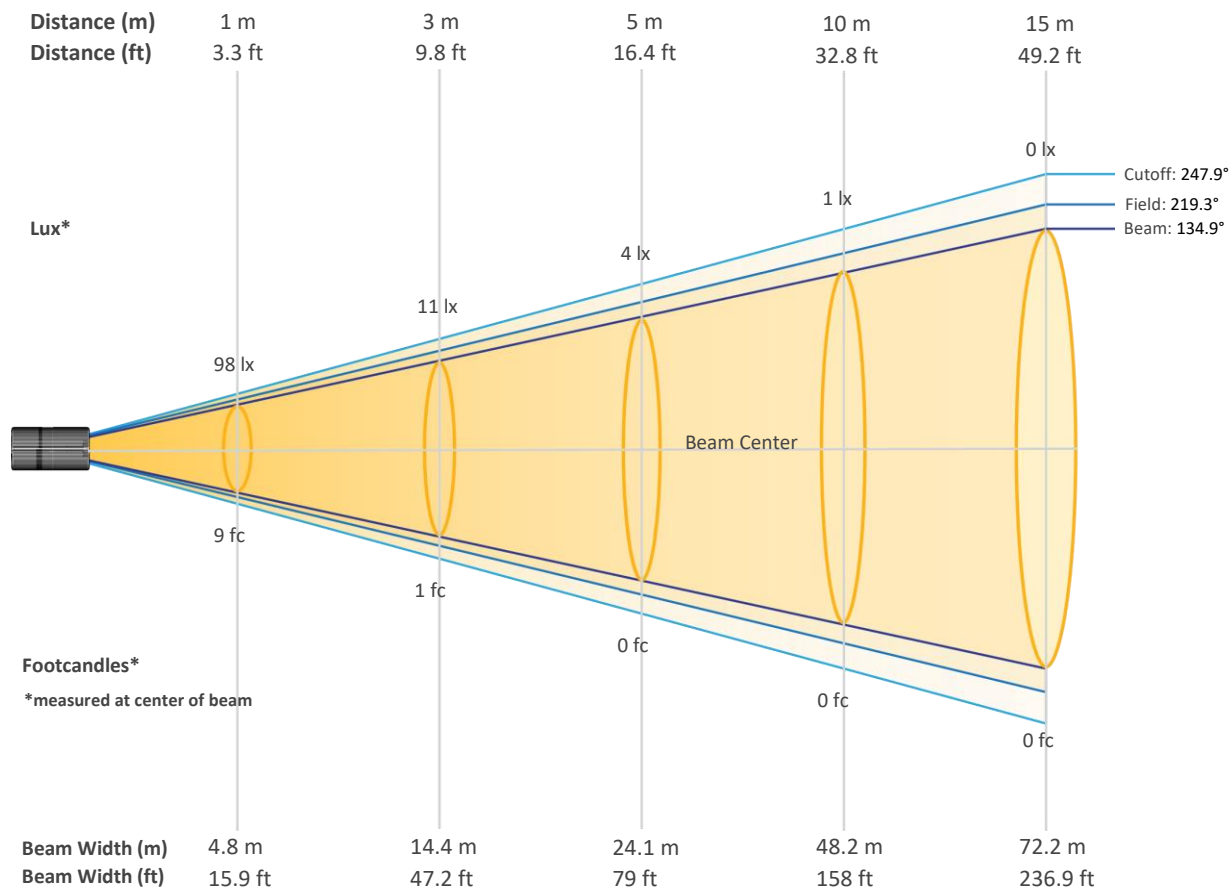
Color Temperature

6249 K

Photometric & Chromaticity Report

Logic Cove S: Very Wide Filter - 6000K

Beam Details

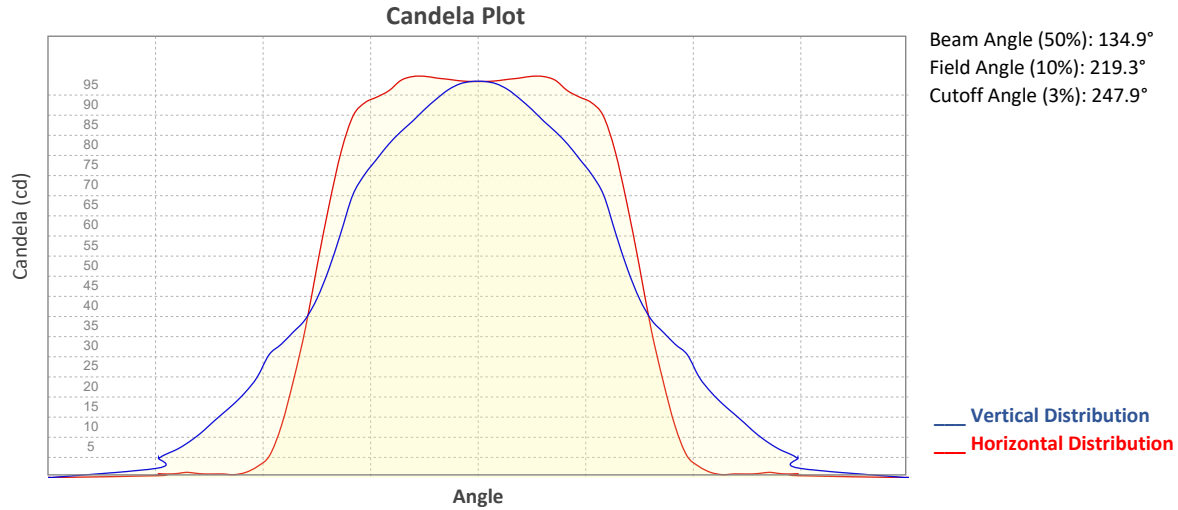


Beam Intensities from 1-20m (3.3-65.6ft)

Distance	1m	2m	3m	4m	5m	6m	7m	8m	9m	10m
Lux	98	25	11	6	4	3	2	2	1	1
Distance	11m	12m	13m	14m	15m	16m	17m	18m	19m	20m
Lux	1	1	1	1	0	0	0	0	0	0
Distance	3.3ft	6.6ft	9.8ft	13.1ft	16.4ft	19.7ft	23ft	26.2ft	29.5ft	32.8ft
FC	9	2	1	1	0	0	0	0	0	0
Distance	36.1ft	39.4ft	42.7ft	45.9ft	49.2ft	52.5ft	55.8ft	59.1ft	62.3ft	65.6ft
FC	0	0	0	0	0	0	0	0	0	0

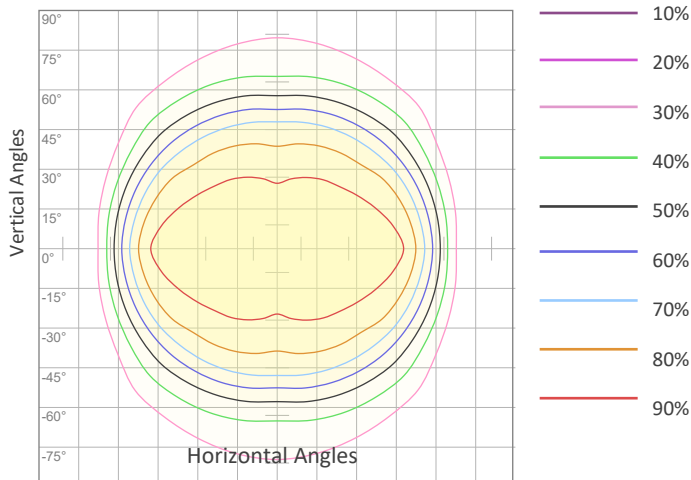
Photometric & Chromaticity Report

Logic Cove S: Very Wide Filter - 6000K



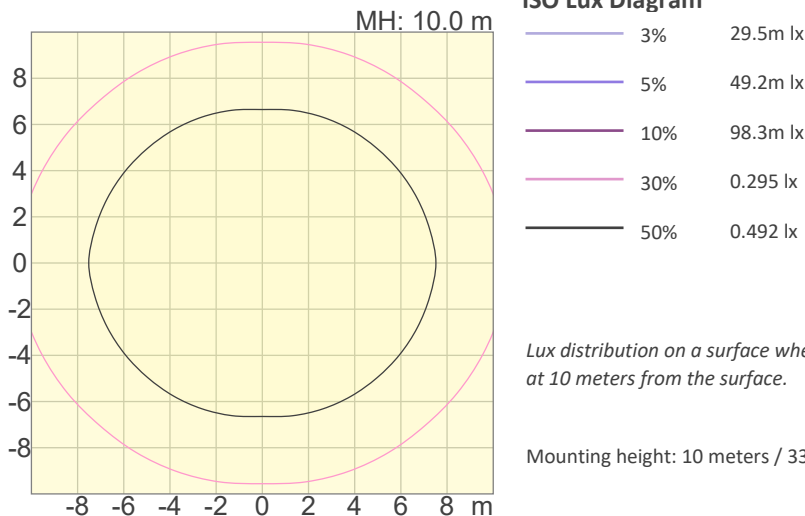
ISO Diagrams

ISO Candela Diagram



Conditions:
 Number of c-planes: 8
 Candela at center: 98 cd

ISO Lux Diagram



Conditions:
 Number of c-planes: 8
 Candela at center: 0.983 lx

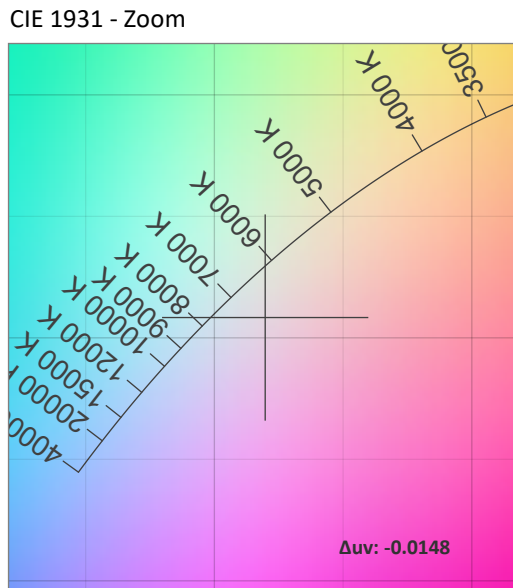
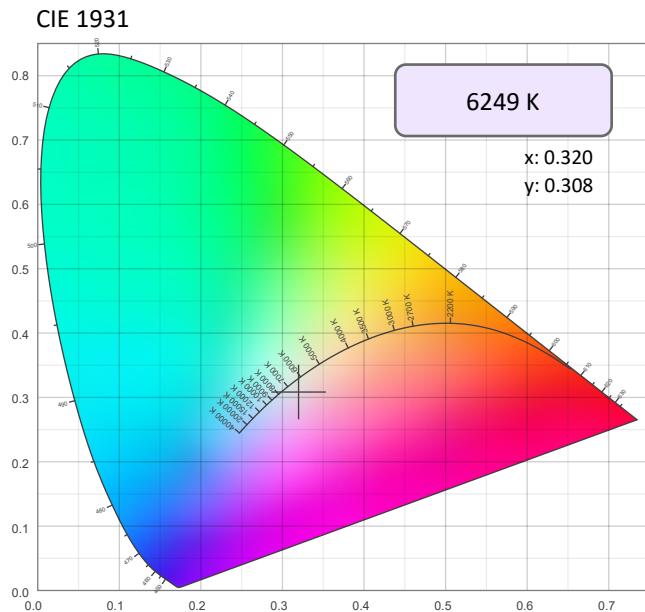
Lux distribution on a surface when lamp is mounted at 10 meters from the surface.

Mounting height: 10 meters / 33 feet

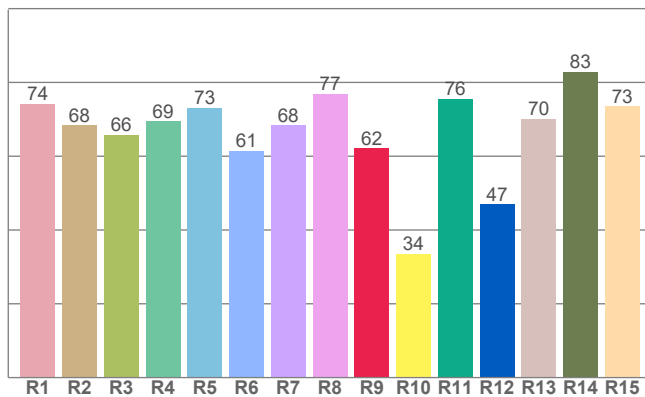
Photometric & Chromaticity Report

Logic Cove S: Very Wide Filter - 6000K

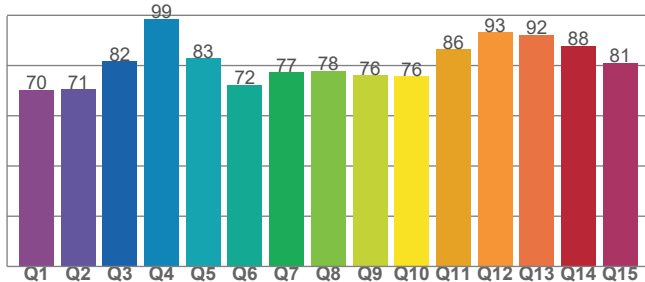
Chromaticity



CRI: 69.7 (R1-R8)



CQS: 79.8



Color Parameters

Color Temperature	Color Coordinate CIE 1931	Color Coordinate CIE 1931
CCT	x	y
6249 K	0.320	0.308

Color Deviation from Black Body Curve	Color Coordinate CIE 1964	Color Coordinate CIE 1964
Δuv	y	u
-0.0148	0.308	0.211

Color Rendering Index	Red Component	Color Quality Scale
CRI	CRI - R9	CQS
69.7	62.1	79.8

Television Lighting Consistency Index	Color Fidelity	Color Gamut
TLCI	TM30 - Rf	TM30 Rg
75	71.1	88.3

Photometric & Chromaticity Report

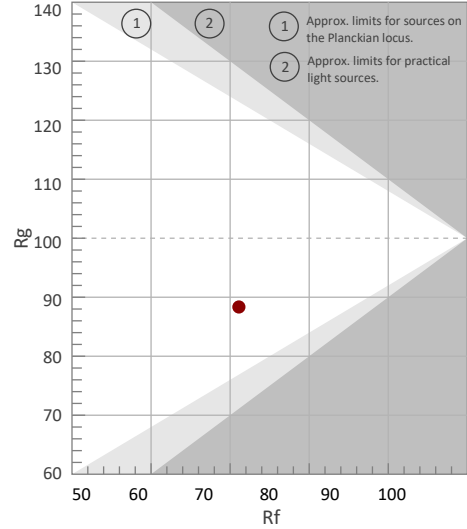
Logic Cove S: Very Wide Filter - 6000K

TM-30 Details

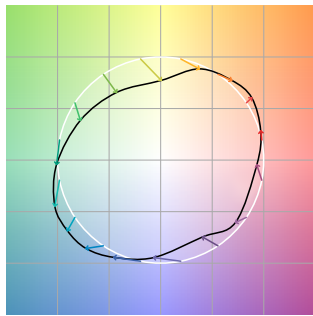
Rf 71.1
Fidelity Index (Rg)

Rg 88.3
Gammut Index (Rg)

Hue Bin	R _f	Graphic shifts (%)	
		Chroma	Hue
1	80	1%	9%
2	84	7%	1%
3	75	3%	-14%
4	67	-6%	-20%
5	56	-24%	-16%
6	69	-22%	-1%
7	73	-14%	11%
8	60	-2%	24%
9	72	9%	24%
10	76	13%	7%
11	71	11%	-13%
12	63	1%	-26%
13	70	-9%	-25%
14	72	-15%	-8%
15	76	-6%	-10%
16	74	-8%	14%



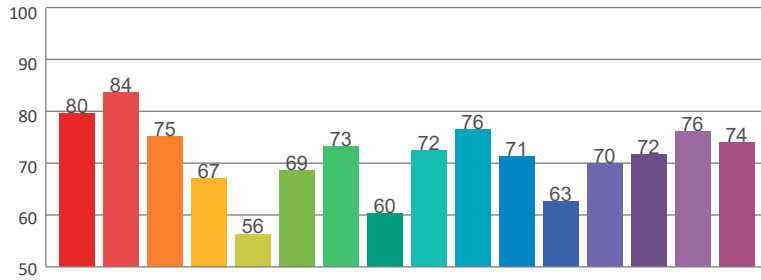
Color Vector Graphic



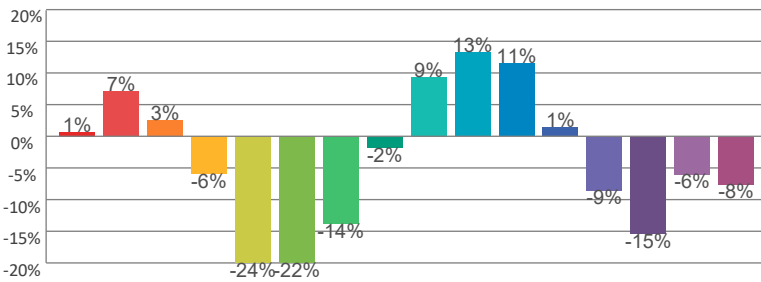
Color Distortion Graphic



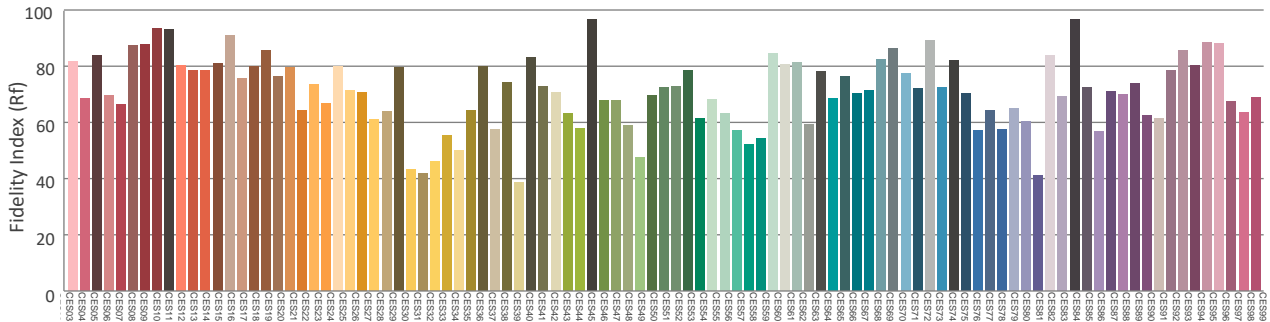
R_f by Hue



Local Chroma Shift by Hue



Color Evaluation Sample



Photometric & Chromaticity Report

Logic Cove S: Very Wide Filter - 6500K

Report Summary

Measurements

Fixture Output: 424 lm
Fixture Peak: 96.5 cd
Fixture Efficacy: 23 lm/W
Intensity @ 5m: 4 lux
Color Temperature: 6976 K
CRI: 65.3 CRI R9 Value: 46.0
CQS: 77.2
TLCI: 71
TM-30 Rf: 68.0
TM-30 Rg: 87.2
Beam Angle (50%): 134.9°
Field Angle (10%): 219.5°
Cutoff Angle (3%): 247.8°

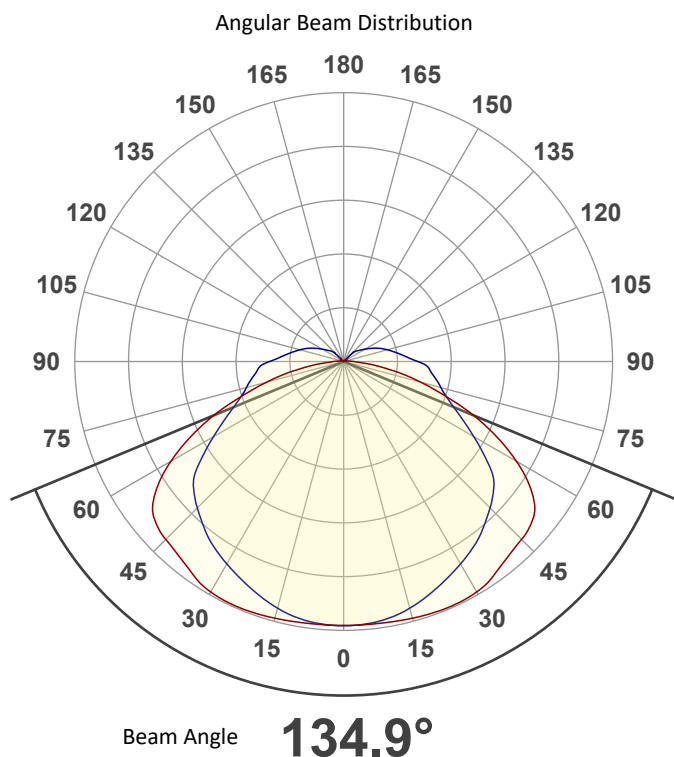
Conditions

AC Supply: 121 V, 60 Hz
Power: 21.35 W
Current: 0.177 A
Power Factor: 0.88

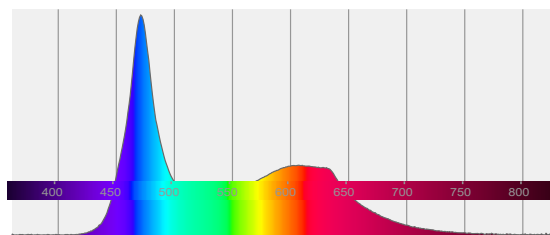


This data sheet conforms to American National Standard E1.9 – 2007 (R2017). All data was measured and calculated by a Viso Systems LabSpion Goniometer at the Chauvet PD Optics Laboratory in Sunrise, FL on 5/5/2022 to LM-63-2002 Standards.

Overall Measurement




Spectral Distribution



Tested Color (CIE 1931):

X: 0.311

Y: 0.297



Light Quality

CRI: 65.3

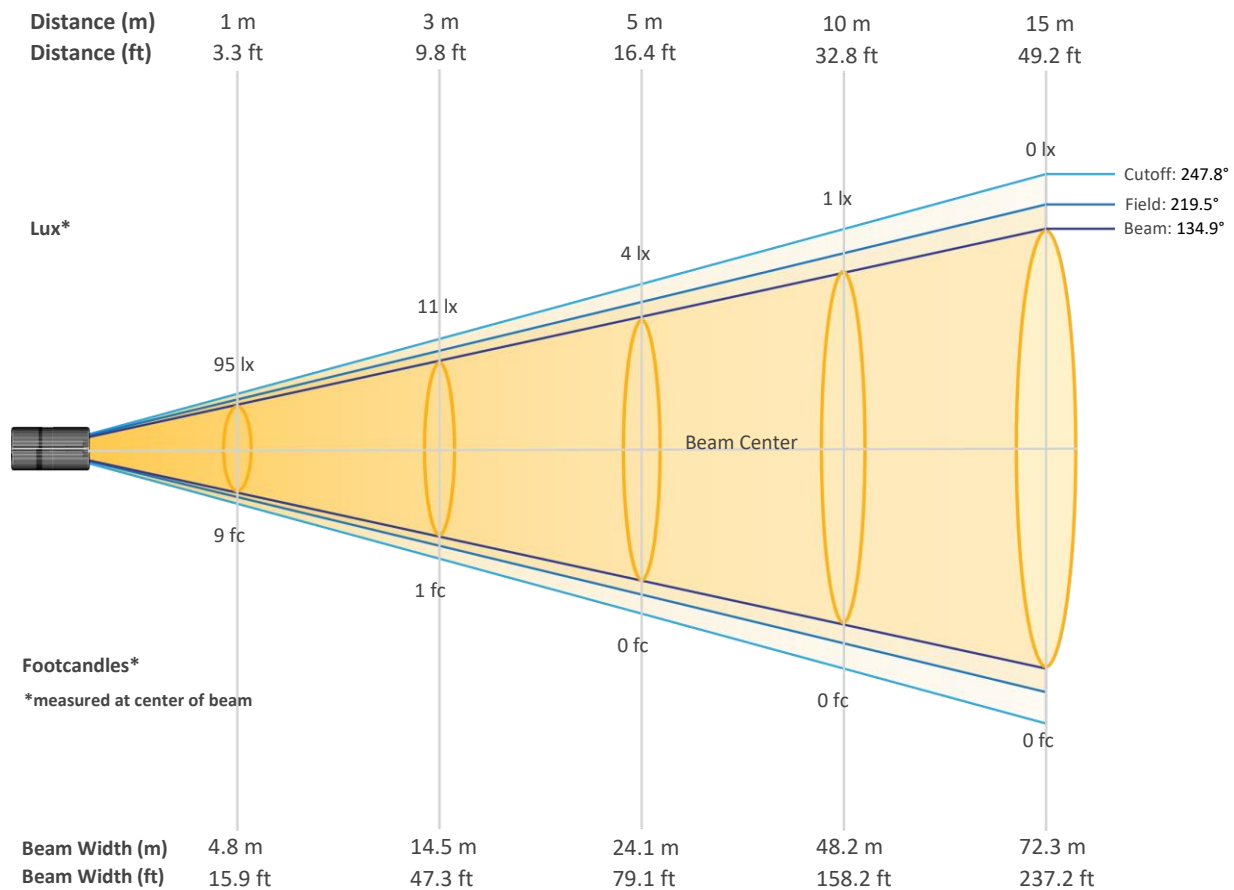
Color Temperature

6976 K

Photometric & Chromaticity Report

Logic Cove S: Very Wide Filter - 6500K

Beam Details

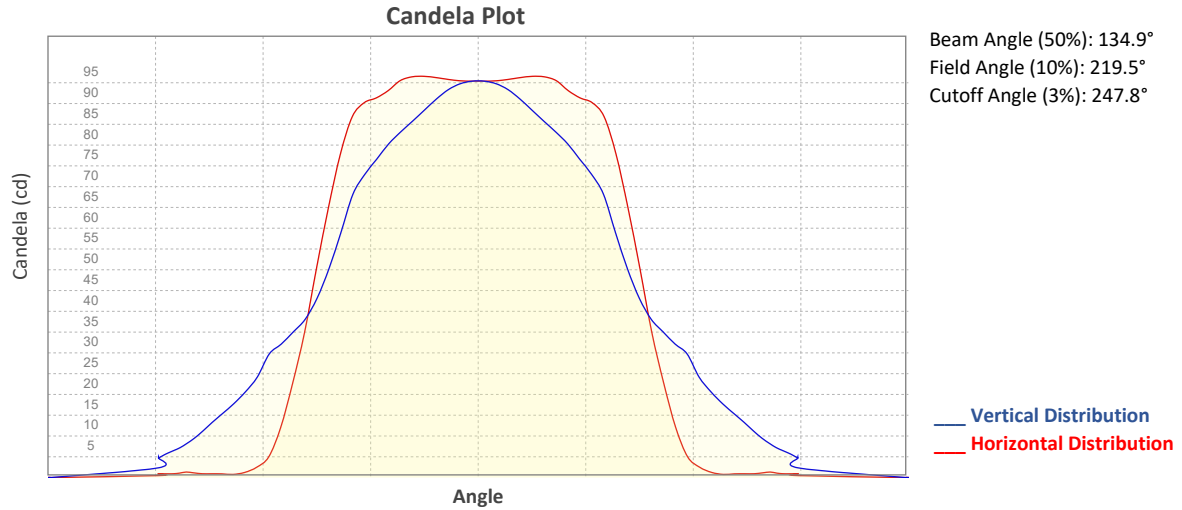


Beam Intensities from 1-20m (3.3-65.6ft)

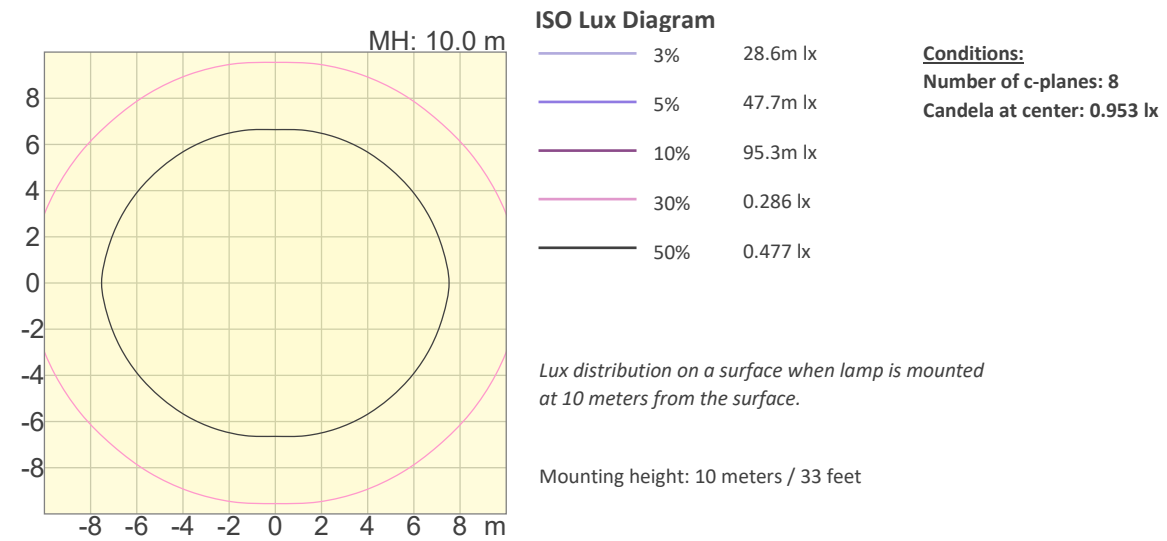
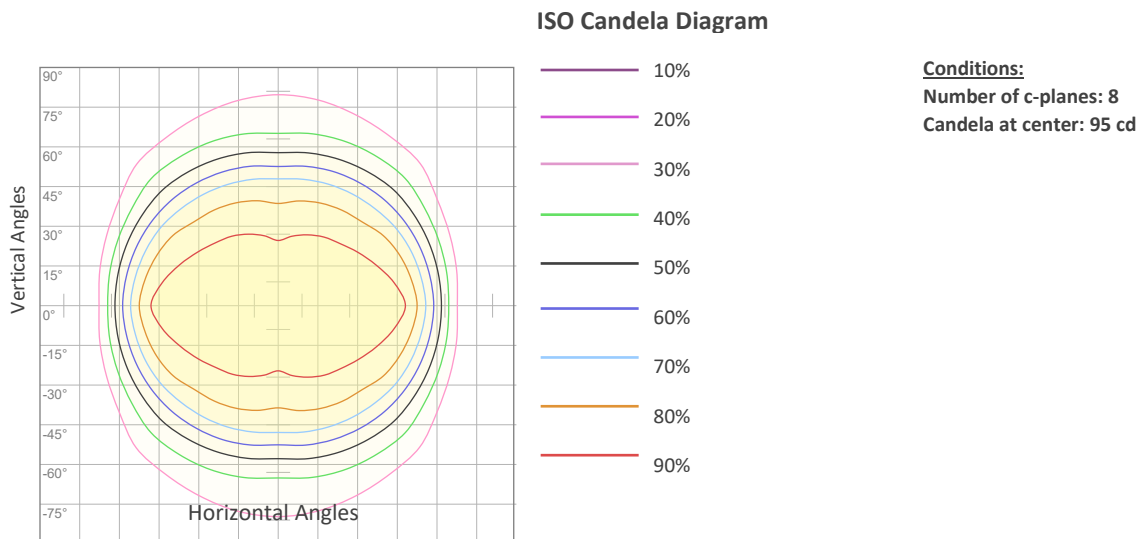
Distance	1m	2m	3m	4m	5m	6m	7m	8m	9m	10m
Lux	95	24	11	6	4	3	2	1	1	1
Distance	11m	12m	13m	14m	15m	16m	17m	18m	19m	20m
Lux	1	1	1	0	0	0	0	0	0	0
Distance	3.3ft	6.6ft	9.8ft	13.1ft	16.4ft	19.7ft	23ft	26.2ft	29.5ft	32.8ft
FC	9	2	1	1	0	0	0	0	0	0
Distance	36.1ft	39.4ft	42.7ft	45.9ft	49.2ft	52.5ft	55.8ft	59.1ft	62.3ft	65.6ft
FC	0	0	0	0	0	0	0	0	0	0

Photometric & Chromaticity Report

Logic Cove S: Very Wide Filter - 6500K



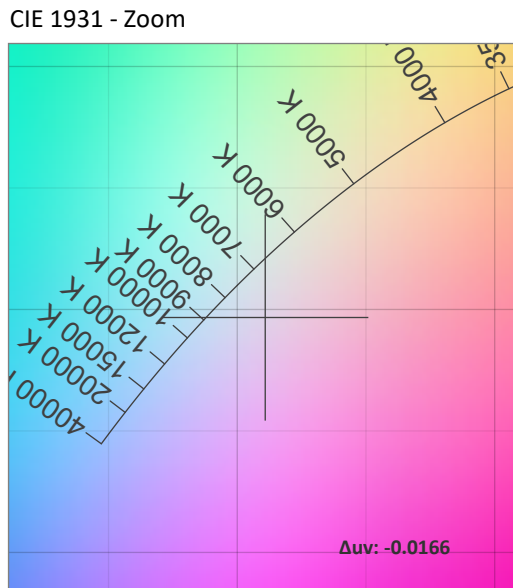
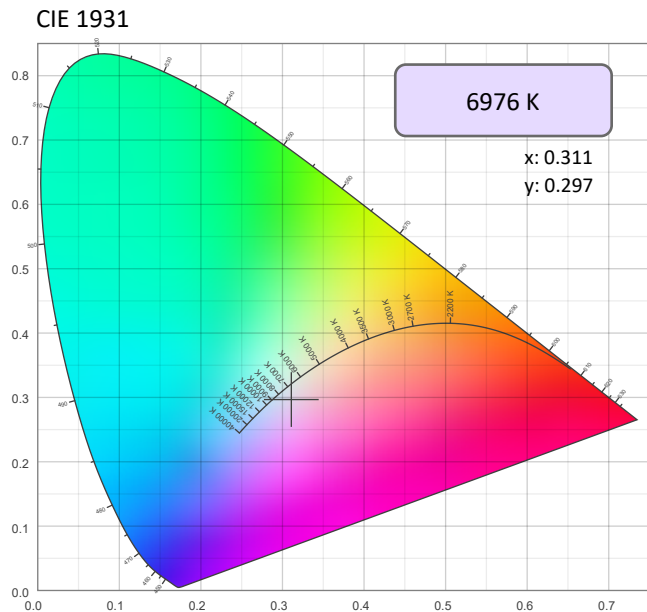
ISO Diagrams



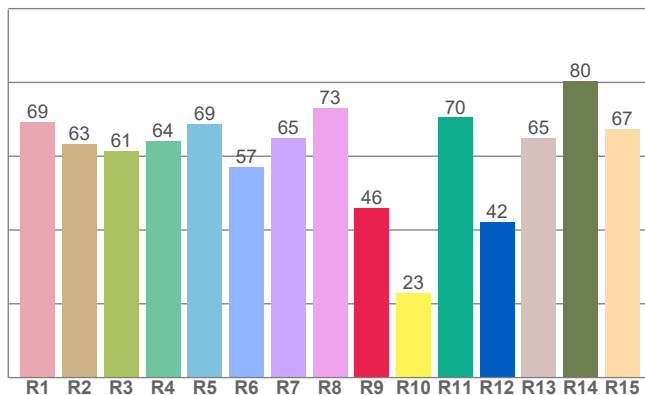
Photometric & Chromaticity Report

Logic Cove S: Very Wide Filter - 6500K

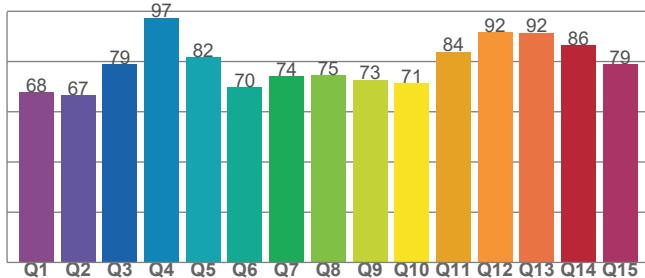
Chromaticity



CRI: 65.3 (R1-R8)



CQS: 77.2



Color Parameters

Color Temperature	Color Coordinate CIE 1931	Color Coordinate CIE 1931
CCT	x	y
6976 K	0.311	0.297

Color Deviation from Black Body Curve	Color Coordinate CIE 1964	Color Coordinate CIE 1964
Δuv	y	u
-0.0166	0.297	0.209

Color Rendering Index	Red Component	Color Quality Scale
CRI	CRI - R9	CQS
65.3	46.0	77.2

Television Lighting Consistency Index	Color Fidelity	Color Gamut
TLCI	TM30 - Rf	TM30 Rg
71	68.0	87.2

Photometric & Chromaticity Report

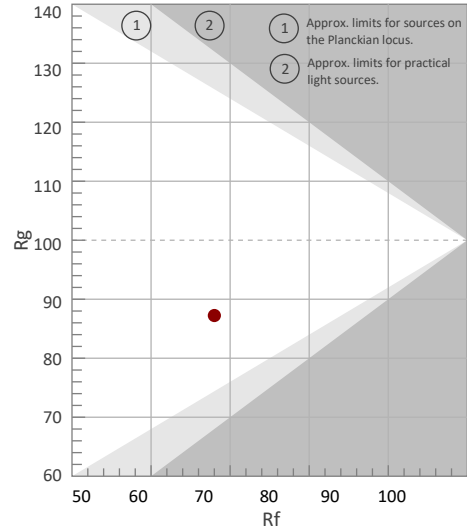
Logic Cove S: Very Wide Filter - 6500K

TM-30 Details

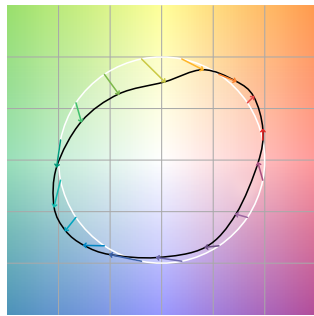
Rf 68.0
Fidelity Index (Rg)

Rg 87.2
Gammut Index (Rg)

Hue Bin	R _f	Graphic shifts (%)	
		Chroma	Hue
1	77	2%	10%
2	79	8%	2%
3	73	4%	-17%
4	63	-6%	-22%
5	52	-26%	-18%
6	65	-24%	-1%
7	72	-14%	12%
8	57	-1%	26%
9	71	11%	24%
10	77	16%	5%
11	60	11%	-17%
12	51	0%	-31%
13	73	-8%	-23%
14	66	-6%	-12%
15	79	-11%	-4%
16	71	-8%	16%



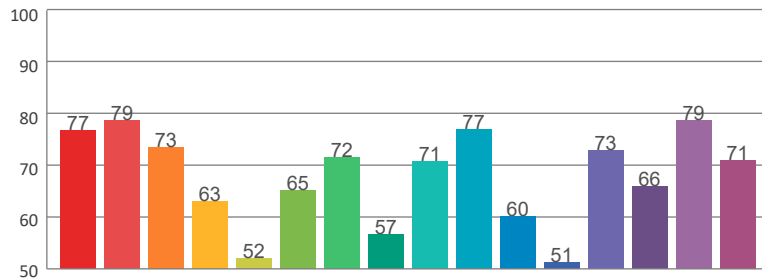
Color Vector Graphic



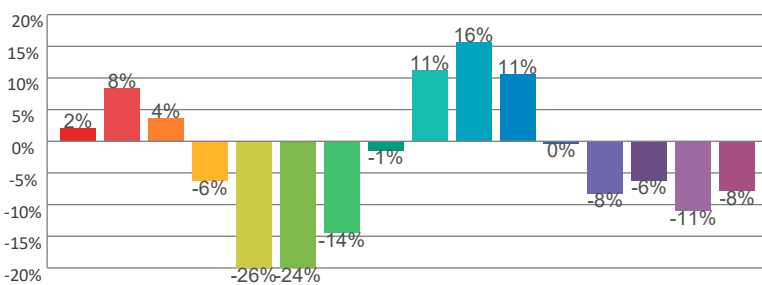
Color Distortion Graphic



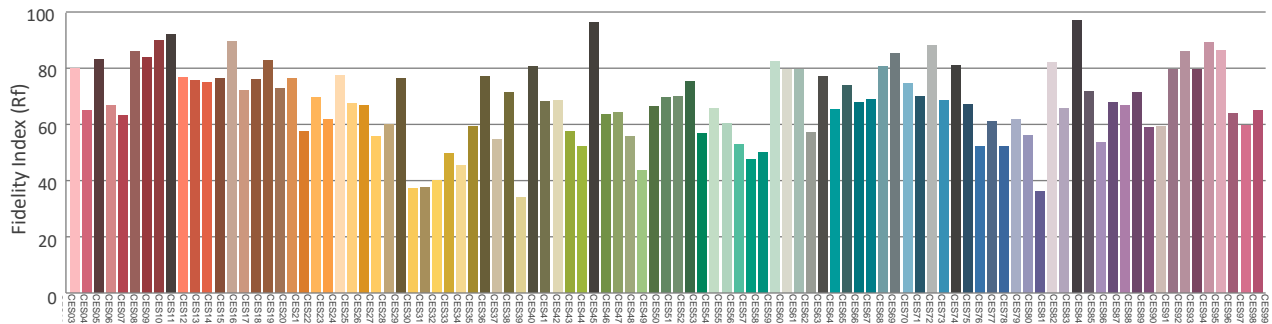
R_f by Hue



Local Chroma Shift by Hue



Color Evaluation Sample



Photometric & Chromaticity Report

Logic Cove S: Very Wide Filter - 7000K

Report Summary

Measurements

Fixture Output: 411 lm
Fixture Peak: 93.8 cd
Fixture Efficacy: 22 lm/W
Intensity @ 5m: 4 lux
Color Temperature: 7836 K
CRI: 61.9 CRI R9 Value: 34.1
CQS: 74.6
TLCI: 67
TM-30 Rf: 65.3
TM-30 Rg: 85.7
Beam Angle (50%): 135°
Field Angle (10%): 219.6°
Cutoff Angle (3%): 247.9°

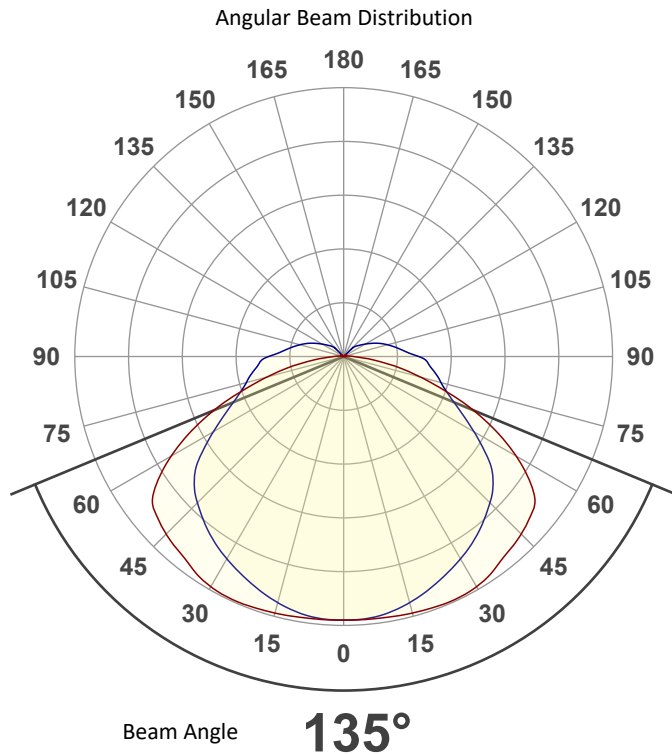
Conditions

AC Supply: 120 V, 60 Hz
Power: 21.31 W
Current: 0.177 A
Power Factor: 0.88

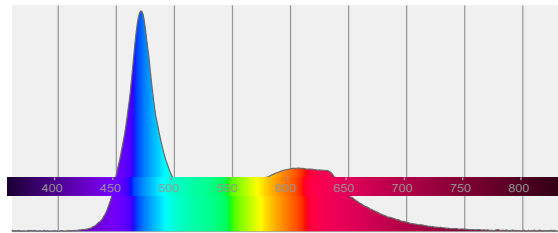


This data sheet conforms to American National Standard E1.9 – 2007 (R2017). All data was measured and calculated by a Viso Systems LabSpion Goniometer at the Chauvet PD Optics Laboratory in Sunrise, FL on 5/5/2022 to LM-63-2002 Standards.

Overall Measurement



Spectral Distribution



Tested Color (CIE 1931):

X: 0.303

Y: 0.288



Light Quality

CRI: 61.9

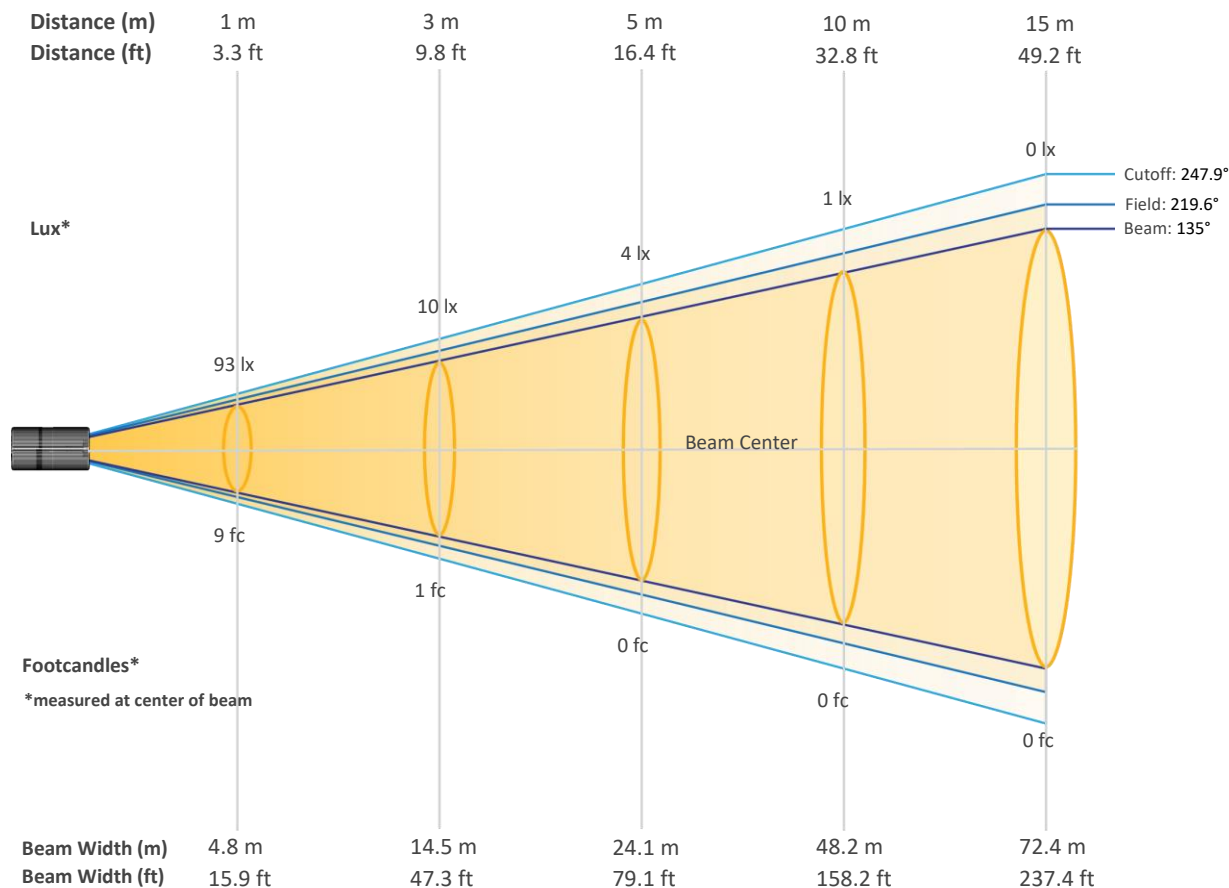
Color Temperature

7836 K

Photometric & Chromaticity Report

Logic Cove S: Very Wide Filter - 7000K

Beam Details

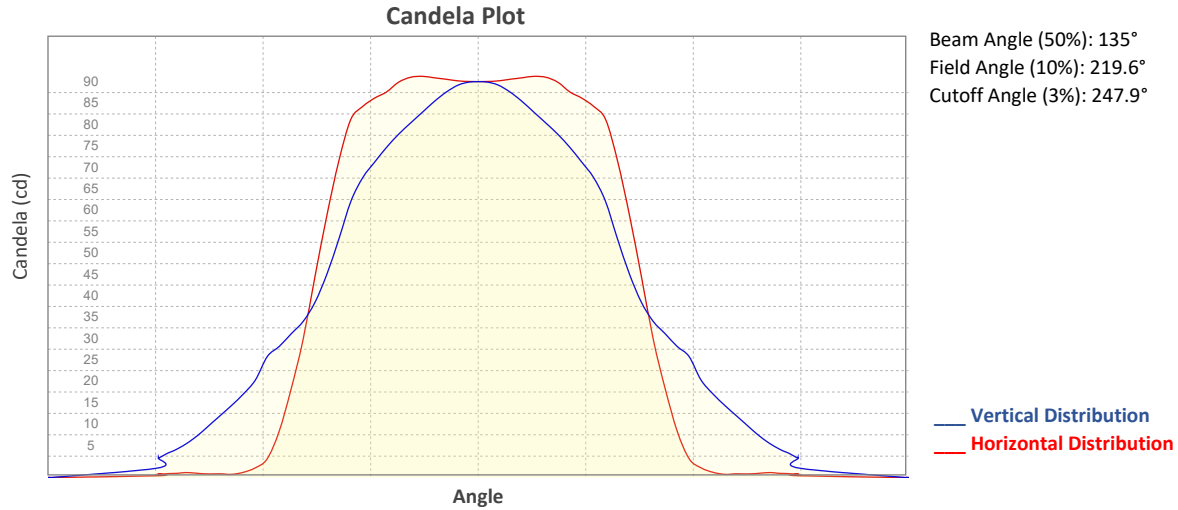


Beam Intensities from 1-20m (3.3-65.6ft)

Distance	1m	2m	3m	4m	5m	6m	7m	8m	9m	10m
Lux	93	23	10	6	4	3	2	1	1	1
Distance	11m	12m	13m	14m	15m	16m	17m	18m	19m	20m
Lux	1	1	1	0	0	0	0	0	0	0
Distance	3.3ft	6.6ft	9.8ft	13.1ft	16.4ft	19.7ft	23ft	26.2ft	29.5ft	32.8ft
FC	9	2	1	1	0	0	0	0	0	0
Distance	36.1ft	39.4ft	42.7ft	45.9ft	49.2ft	52.5ft	55.8ft	59.1ft	62.3ft	65.6ft
FC	0	0	0	0	0	0	0	0	0	0

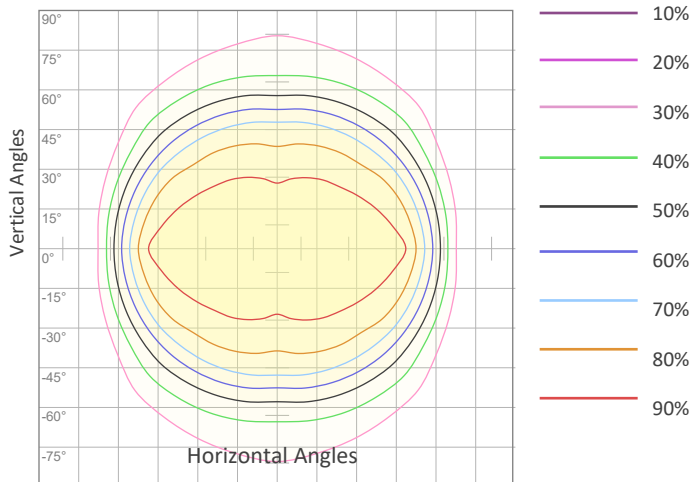
Photometric & Chromaticity Report

Logic Cove S: Very Wide Filter - 7000K



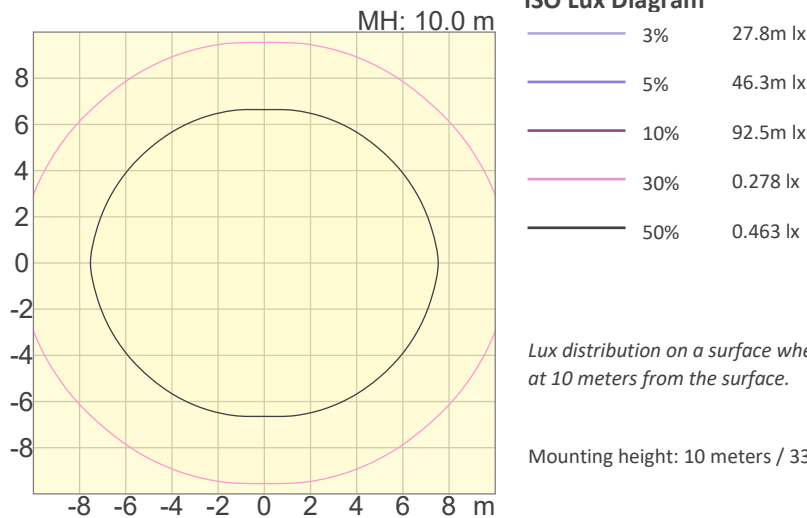
ISO Diagrams

ISO Candela Diagram



Conditions:
 Number of c-planes: 8
 Candela at center: 93 cd

ISO Lux Diagram



Conditions:
 Number of c-planes: 8
 Candela at center: 0.925 lx

Lux distribution on a surface when lamp is mounted at 10 meters from the surface.

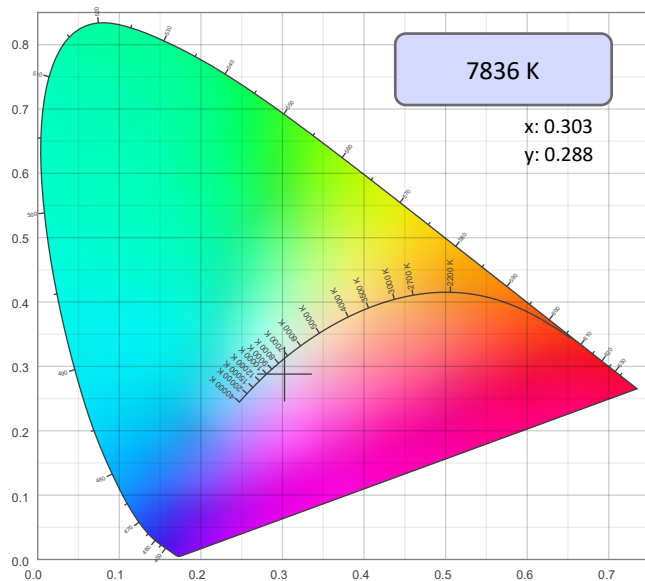
Mounting height: 10 meters / 33 feet

Photometric & Chromaticity Report

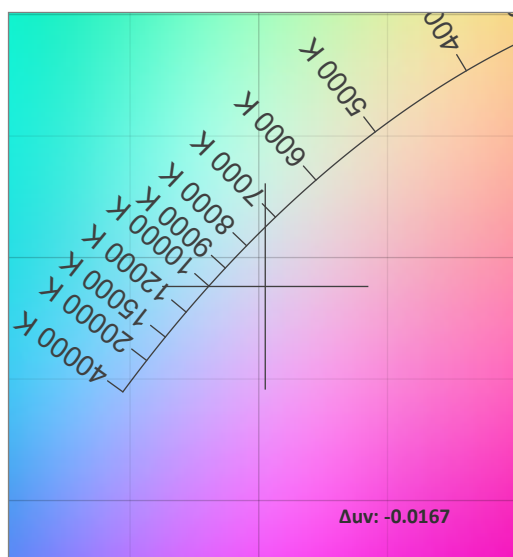
Logic Cove S: Very Wide Filter - 7000K

Chromaticity

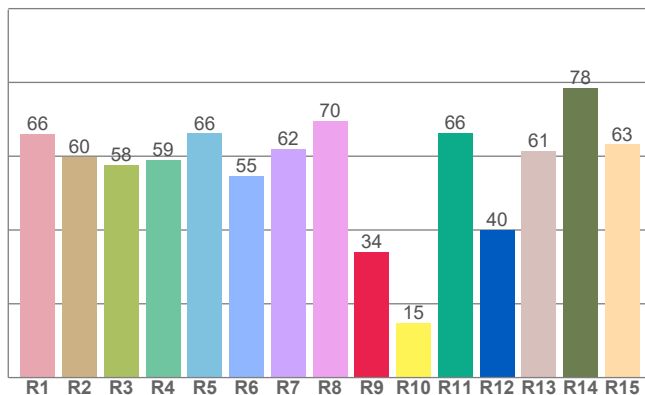
CIE 1931



CIE 1931 - Zoom



CRI: 61.9 (R1-R8)

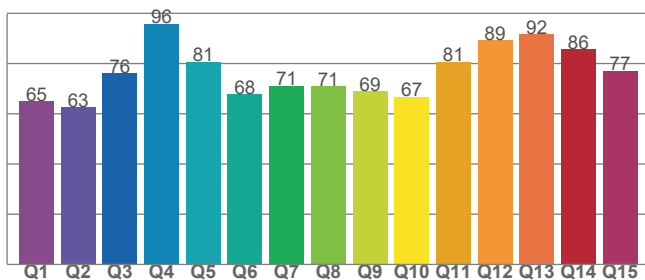


Color Parameters

Color Temperature	Color Coordinate CIE 1931	Color Coordinate CIE 1931
CCT	x	y
7836 K	0.303	0.288

Color Deviation from Black Body Curve	Color Coordinate CIE 1964	Color Coordinate CIE 1964
Δuv	y	u
-0.0167	0.288	0.207

CQS: 74.6



Color Rendering Index	Red Component	Color Quality Scale
CRI	CRI - R9	CQS
61.9	34.1	74.6

Television Lighting Consistency Index	Color Fidelity	Color Gamut
TLCI	TM30 - Rf	TM30 Rg
67	65.3	85.7

Photometric & Chromaticity Report

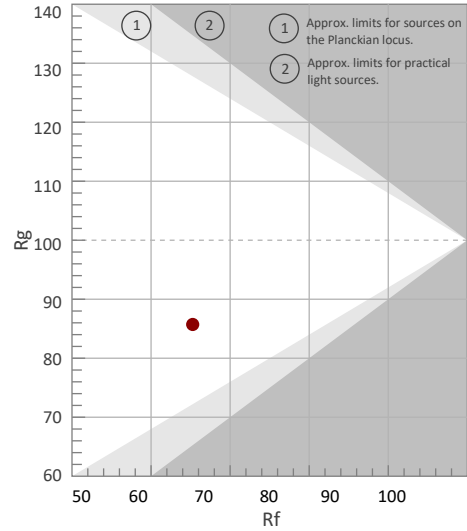
Logic Cove S: Very Wide Filter - 7000K

TM-30 Details

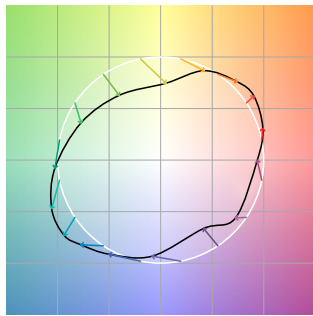
Rf 65.3
Fidelity Index (Rg)

Rg 85.7
Gammut Index (Rg)


Hue Bin	R _f	Graphic shifts (%)	
		Chroma	Hue
1	75	3%	11%
2	76	10%	1%
3	70	4%	-19%
4	59	-7%	-24%
5	48	-28%	-20%
6	62	-25%	-1%
7	69	-16%	13%
8	53	-1%	27%
9	72	13%	25%
10	73	18%	9%
11	57	11%	-19%
12	60	-1%	-31%
13	66	-10%	-26%
14	63	-22%	-2%
15	84	-8%	-6%
16	64	-8%	18%



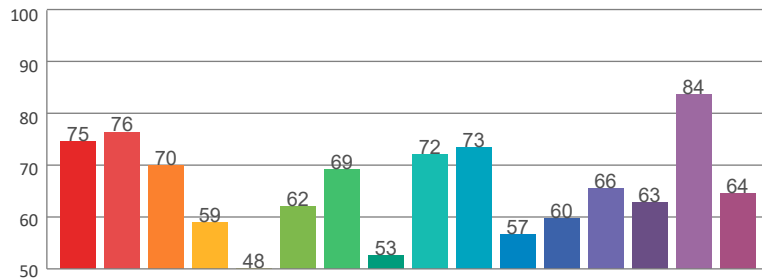
Color Vector Graphic



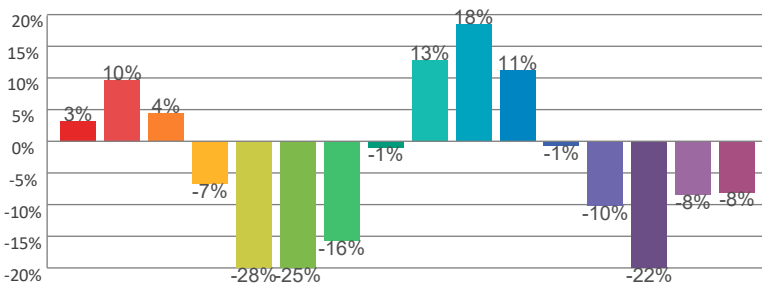
Color Distortion Graphic



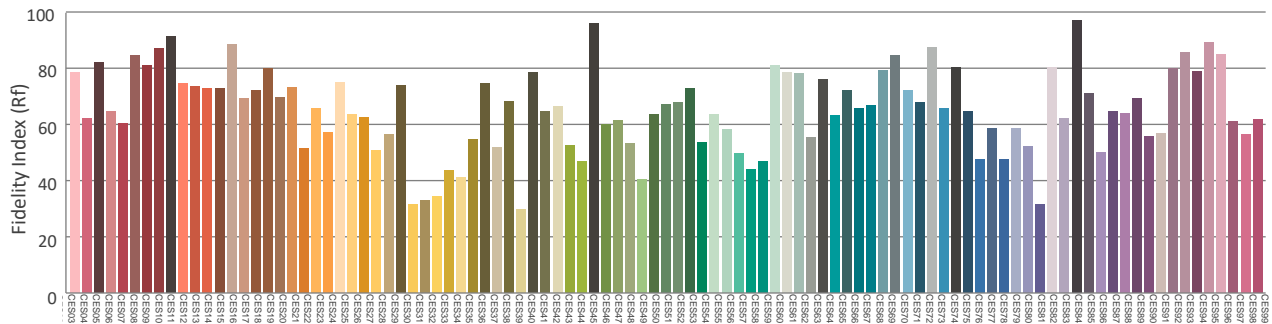
R_f by Hue



Local Chroma Shift by Hue



Color Evaluation Sample



Photometric & Chromaticity Report

Logic Cove S: Very Wide Filter - 8000K

Report Summary

Measurements

Fixture Output: 393 lm
Fixture Peak: 89.6 cd
Fixture Efficacy: 21 lm/W
Intensity @ 5m: 4 lux
Color Temperature: 9371 K
CRI: 56.5 CRI R9 Value: 15.7
CQS: 70.7
TLCI: 63
TM-30 Rf: 61.2
TM-30 Rg: 83.9
Beam Angle (50%): 135°
Field Angle (10%): 219.4°
Cutoff Angle (3%): 247.9°

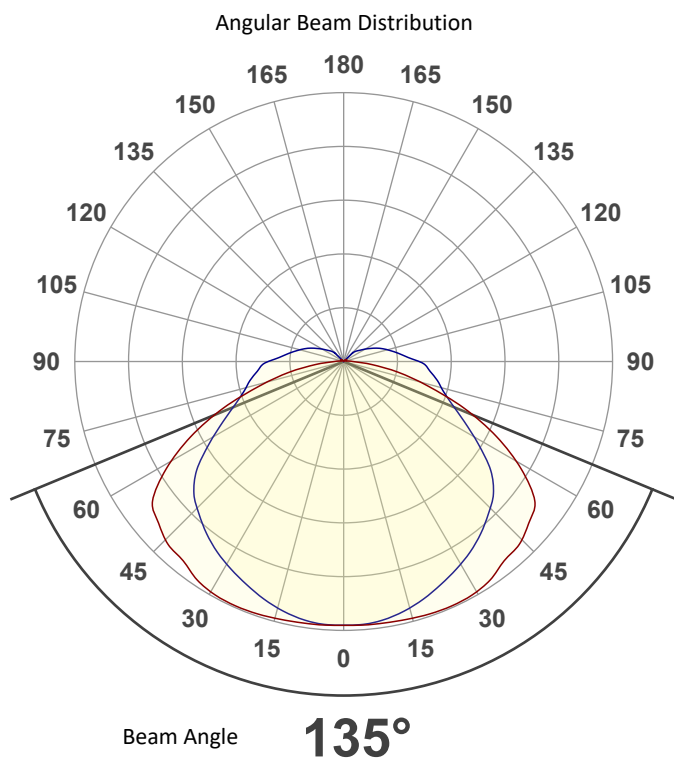
Conditions

AC Supply: 120 V, 60 Hz
Power: 21.39 W
Current: 0.178 A
Power Factor: 0.88

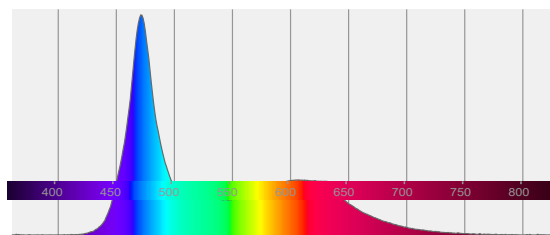


This data sheet conforms to American National Standard E1.9 – 2007 (R2017). All data was measured and calculated by a Viso Systems LabSpion Goniometer at the Chauvet PD Optics Laboratory in Sunrise, FL on 5/5/2022 to LM-63-2002 Standards.

Overall Measurement



Spectral Distribution



Tested Color (CIE 1931):

X: 0.292

Y: 0.276



Light Quality

CRI: 56.5

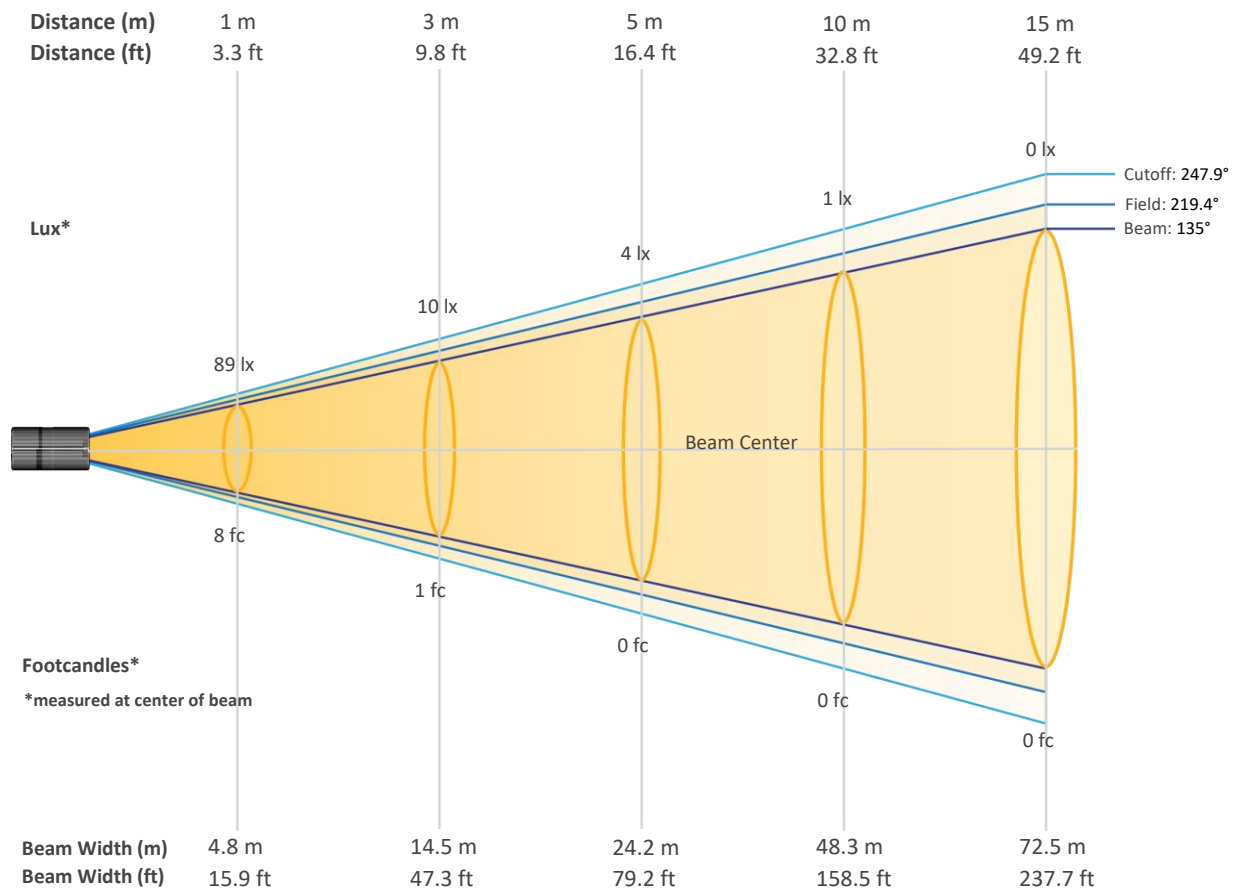
Color Temperature

9371 K

Photometric & Chromaticity Report

Logic Cove S: Very Wide Filter - 8000K

Beam Details

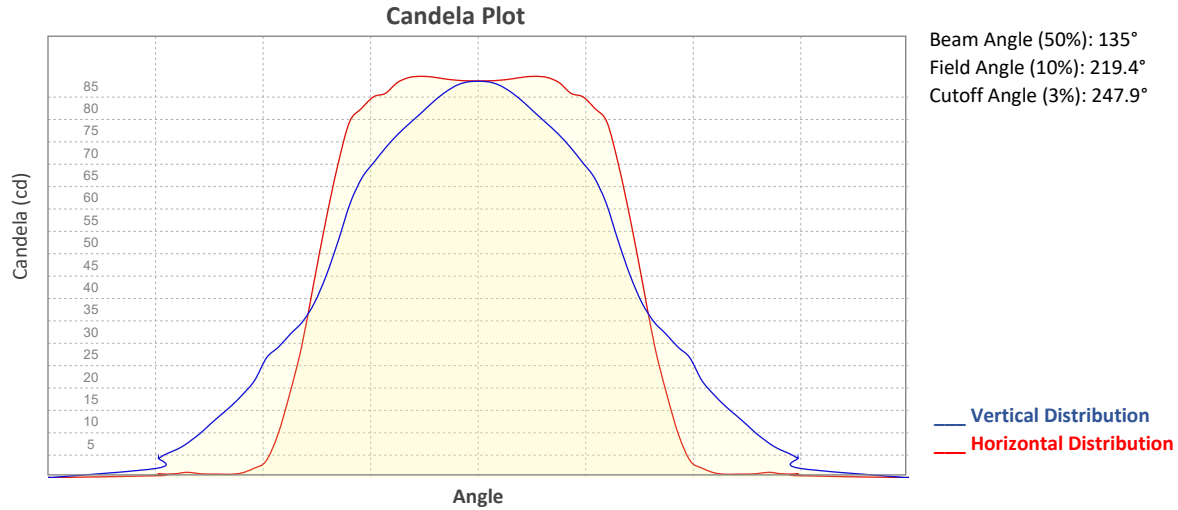


Beam Intensities from 1-20m (3.3-65.6ft)

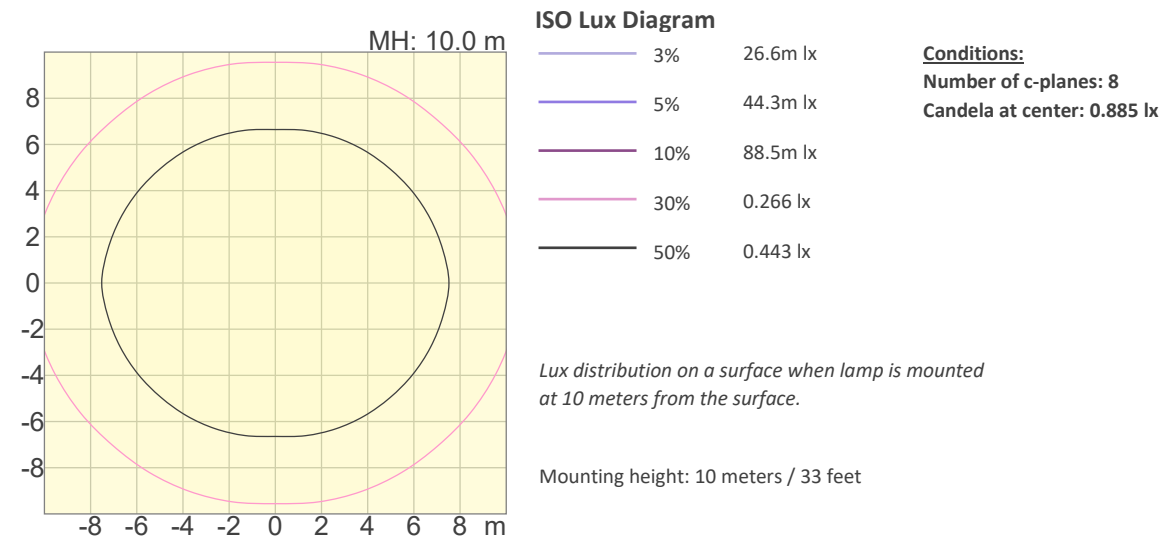
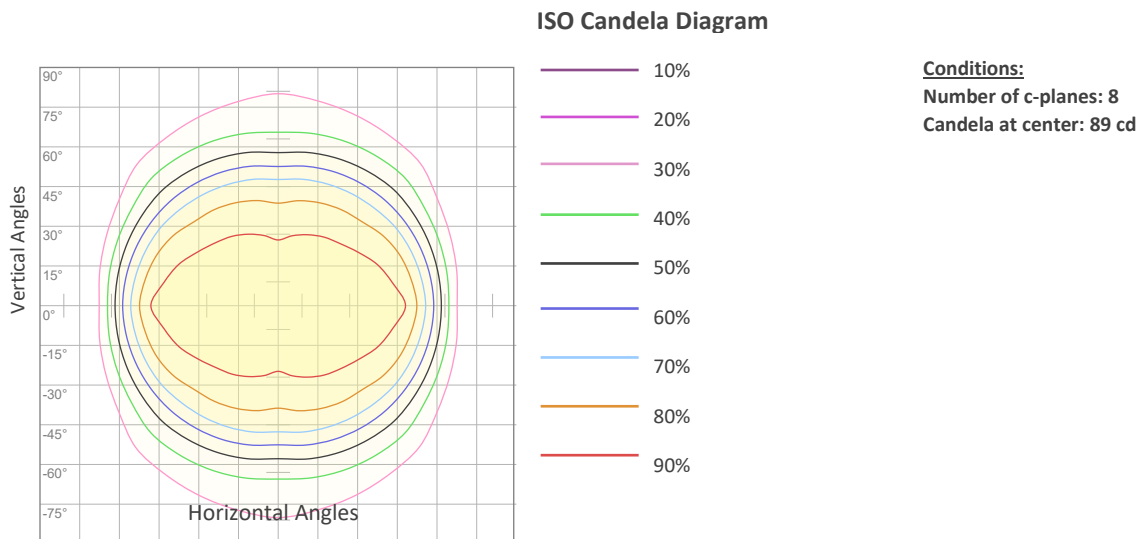
Distance	1m	2m	3m	4m	5m	6m	7m	8m	9m	10m
Lux	89	22	10	6	4	2	2	1	1	1
Distance	11m	12m	13m	14m	15m	16m	17m	18m	19m	20m
Lux	1	1	1	0	0	0	0	0	0	0
Distance	3.3ft	6.6ft	9.8ft	13.1ft	16.4ft	19.7ft	23ft	26.2ft	29.5ft	32.8ft
FC	8	2	1	1	0	0	0	0	0	0
Distance	36.1ft	39.4ft	42.7ft	45.9ft	49.2ft	52.5ft	55.8ft	59.1ft	62.3ft	65.6ft
FC	0	0	0	0	0	0	0	0	0	0

Photometric & Chromaticity Report

Logic Cove S: Very Wide Filter - 8000K



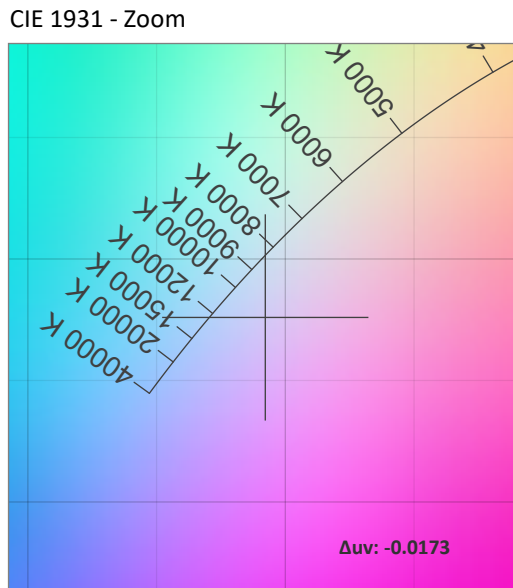
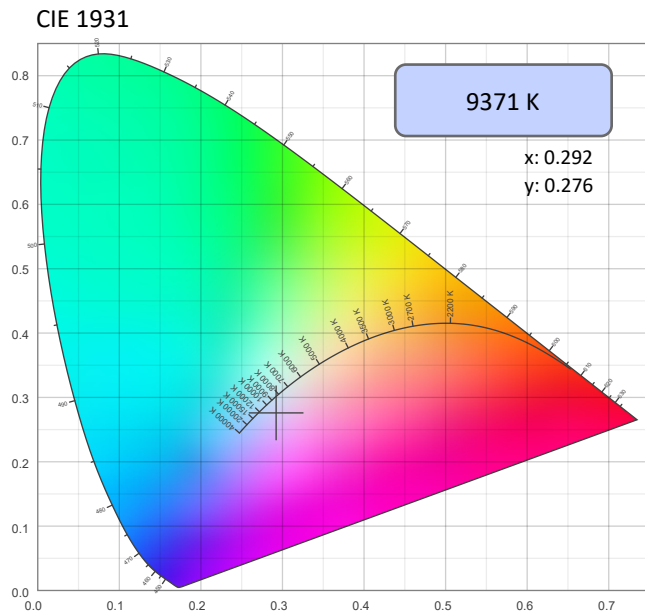
ISO Diagrams



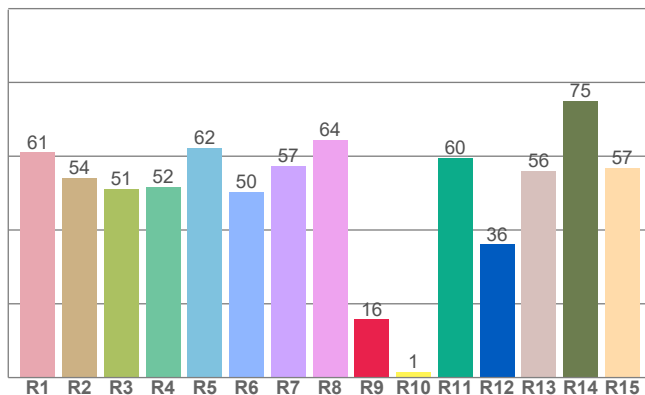
Photometric & Chromaticity Report

Logic Cove S: Very Wide Filter - 8000K

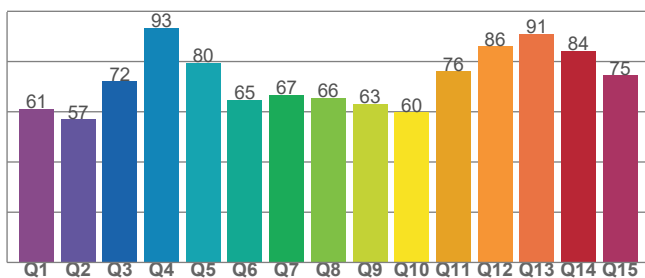
Chromaticity



CRI: 56.5 (R1-R8)



CQS: 70.7



Color Parameters

Color Temperature	Color Coordinate CIE 1931	Color Coordinate CIE 1931
CCT	x	y
9371 K	0.292	0.276

Color Deviation from Black Body Curve	Color Coordinate CIE 1964	Color Coordinate CIE 1964
Δuv	y	u
-0.0173	0.276	0.204

Color Rendering Index	Red Component	Color Quality Scale
CRI	CRI - R9	CQS
56.5	15.7	70.7

Television Lighting Consistency Index	Color Fidelity	Color Gamut
TLCI	TM30 - Rf	TM30 Rg
63	61.2	83.9

Photometric & Chromaticity Report

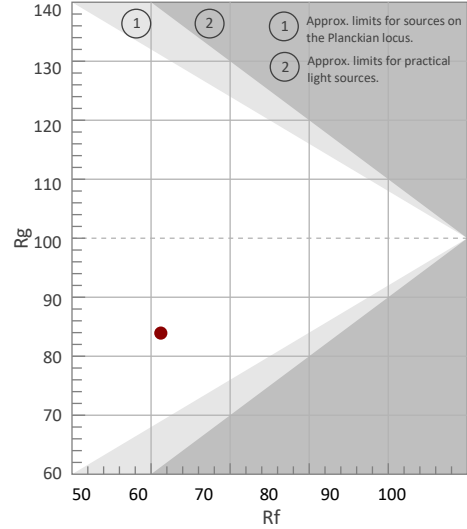
Logic Cove S: Very Wide Filter - 8000K

TM-30 Details

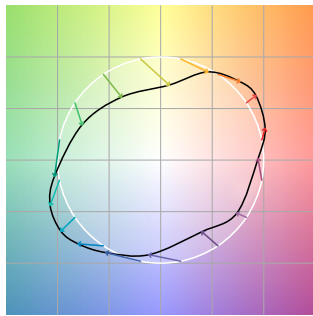
Rf 61.2
Fidelity Index (Rg)

Rg 83.9
Gammut Index (Rg)


Hue Bin	R _f	Graphic shifts (%)	
		Chroma	Hue
1	73	5%	10%
2	73	12%	1%
3	65	6%	-21%
4	56	-7%	-28%
5	42	-30%	-22%
6	57	-28%	-2%
7	66	-18%	14%
8	52	-2%	35%
9	68	14%	22%
10	75	19%	3%
11	51	12%	-21%
12	55	-2%	-35%
13	62	-12%	-29%
14	64	-20%	-5%
15	83	-10%	-2%
16	60	-8%	20%



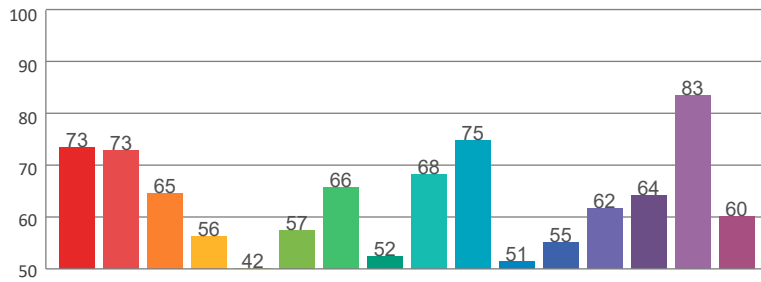
Color Vector Graphic



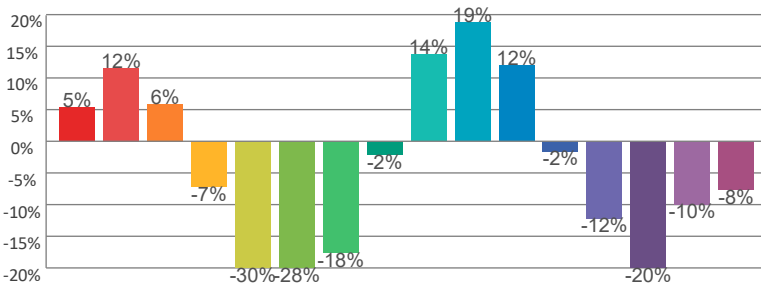
Color Distortion Graphic



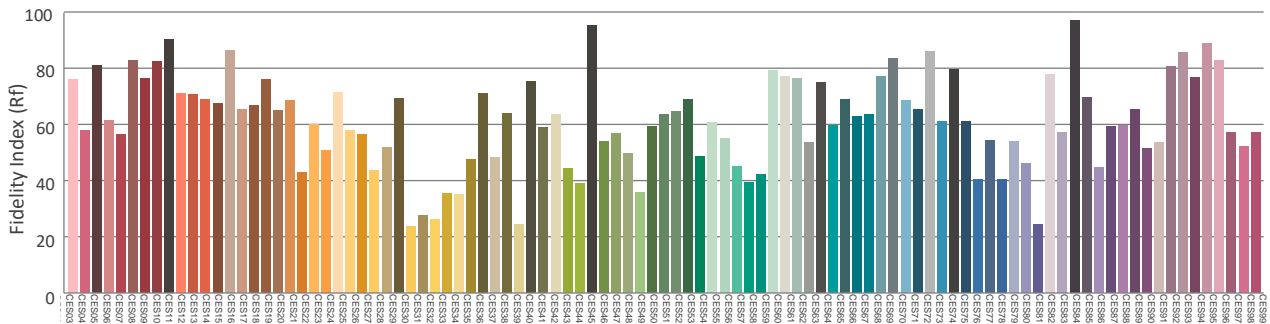
R_f by Hue



Local Chroma Shift by Hue



Color Evaluation Sample



Photometric & Chromaticity Report

Logic Cove S: Very Wide Filter - 10000K

Report Summary

Measurements

Fixture Output: 368 lm
Fixture Peak: 83.8 cd
Fixture Efficacy: 20 lm/W
Intensity @ 5m: 3 lux
Color Temperature: 14097 K
CRI: 46.7 CRI R9 Value: -15.3
CQS: 63.9
TLCI: 55
TM-30 Rf: 54.2
TM-30 Rg: 80.0
Beam Angle (50%): 135.1°
Field Angle (10%): 219.6°
Cutoff Angle (3%): 247.8°

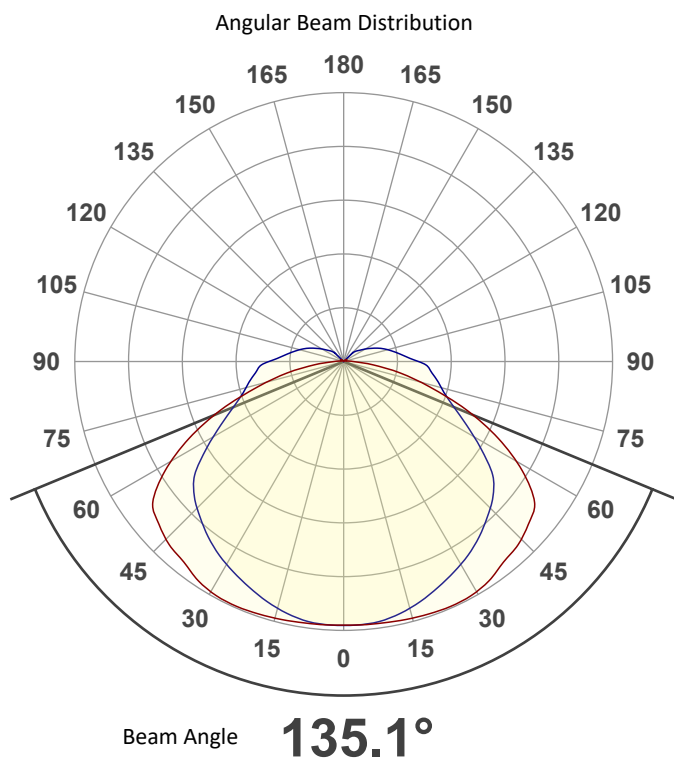
Conditions

AC Supply: 120 V, 60 Hz
Power: 21.35 W
Current: 0.179 A
Power Factor: 0.88

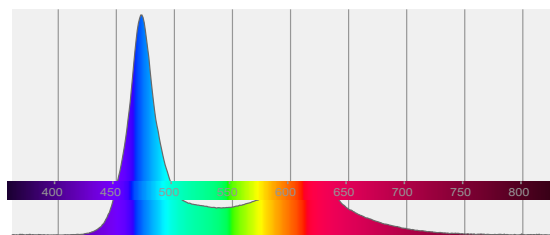


This data sheet conforms to American National Standard E1.9 – 2007 (R2017). All data was measured and calculated by a Viso Systems LabSpion Goniometer at the Chauvet PD Optics Laboratory in Sunrise, FL on 5/5/2022 to LM-63-2002 Standards.

Overall Measurement



Spectral Distribution



Tested Color (CIE 1931):

X: 0.278

Y: 0.255



Light Quality

CRI: 46.7

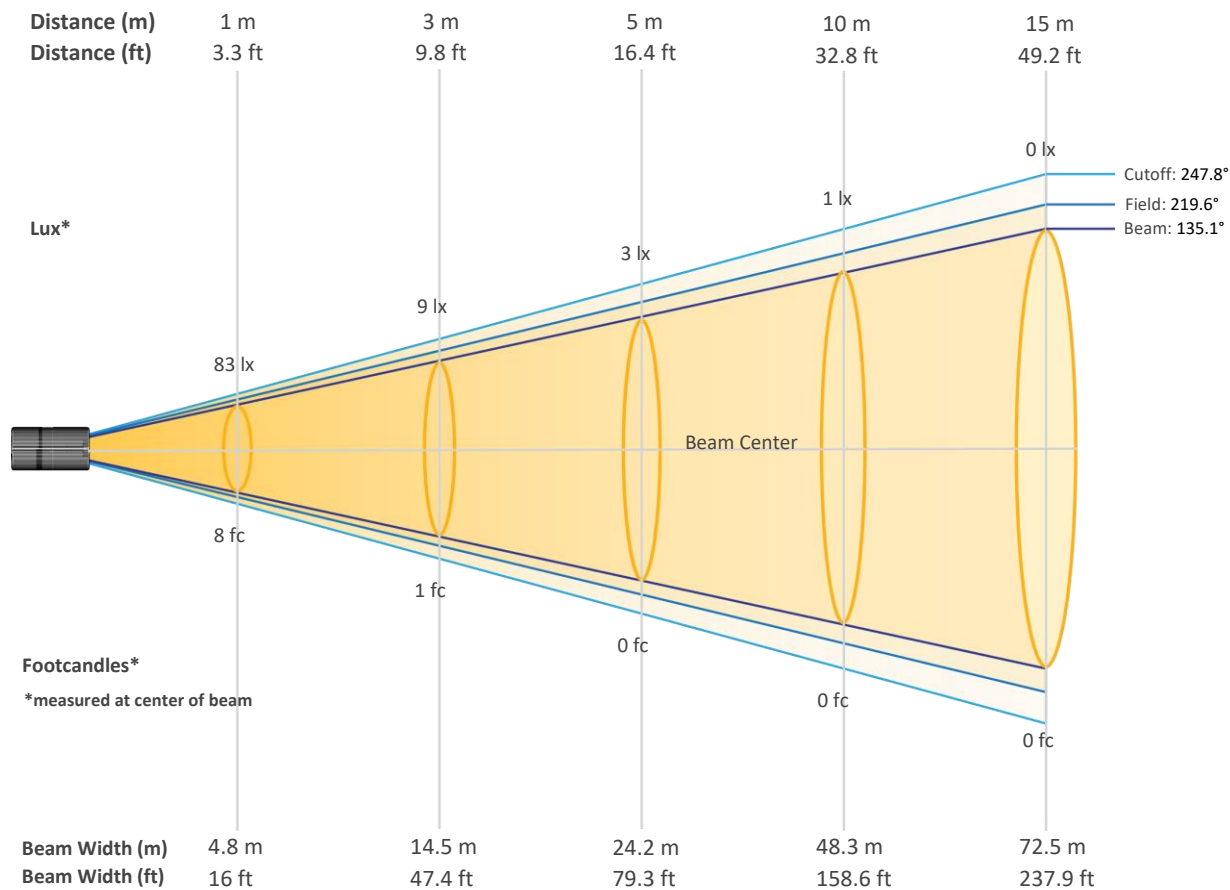
Color Temperature

14097 K

Photometric & Chromaticity Report

Logic Cove S: Very Wide Filter - 10000K

Beam Details

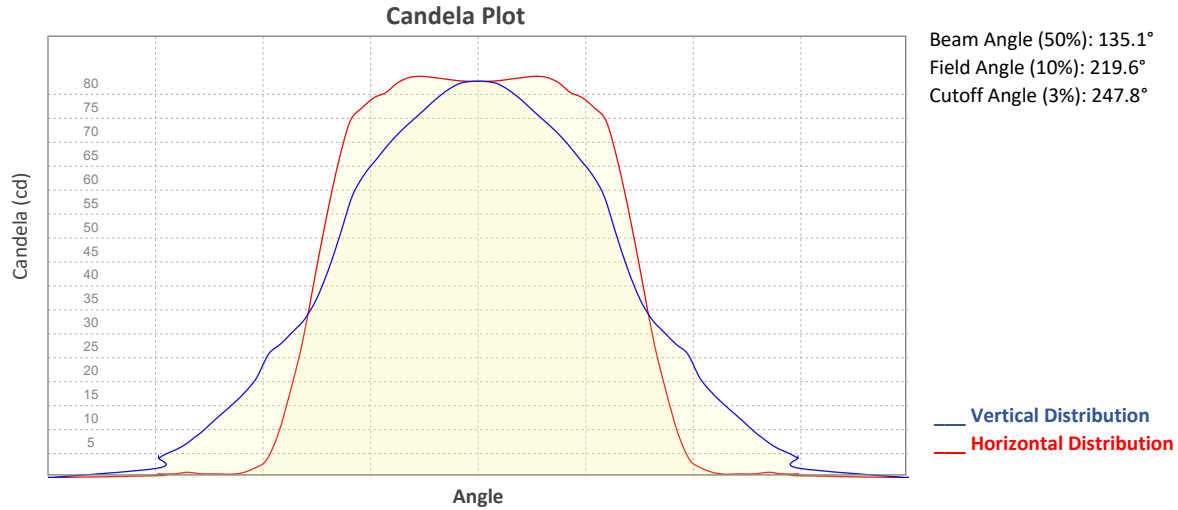


Beam Intensities from 1-20m (3.3-65.6ft)

Distance	1m	2m	3m	4m	5m	6m	7m	8m	9m	10m
Lux	83	21	9	5	3	2	2	1	1	1
Distance	11m	12m	13m	14m	15m	16m	17m	18m	19m	20m
Lux	1	1	0	0	0	0	0	0	0	0
Distance	3.3ft	6.6ft	9.8ft	13.1ft	16.4ft	19.7ft	23ft	26.2ft	29.5ft	32.8ft
FC	8	2	1	0	0	0	0	0	0	0
Distance	36.1ft	39.4ft	42.7ft	45.9ft	49.2ft	52.5ft	55.8ft	59.1ft	62.3ft	65.6ft
FC	0	0	0	0	0	0	0	0	0	0

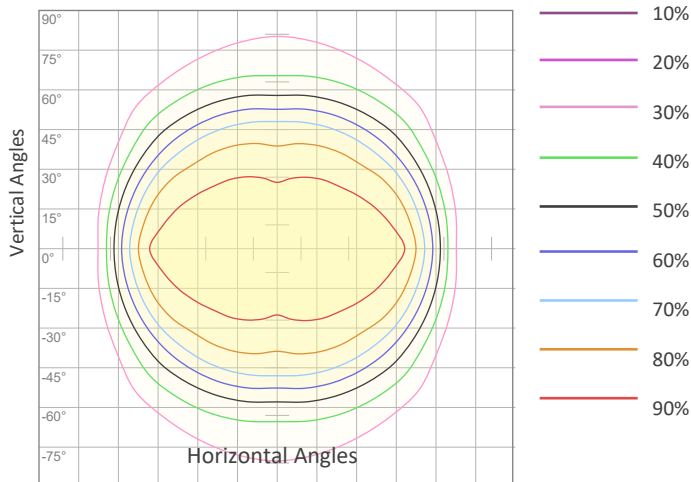
Photometric & Chromaticity Report

Logic Cove S: Very Wide Filter - 10000K



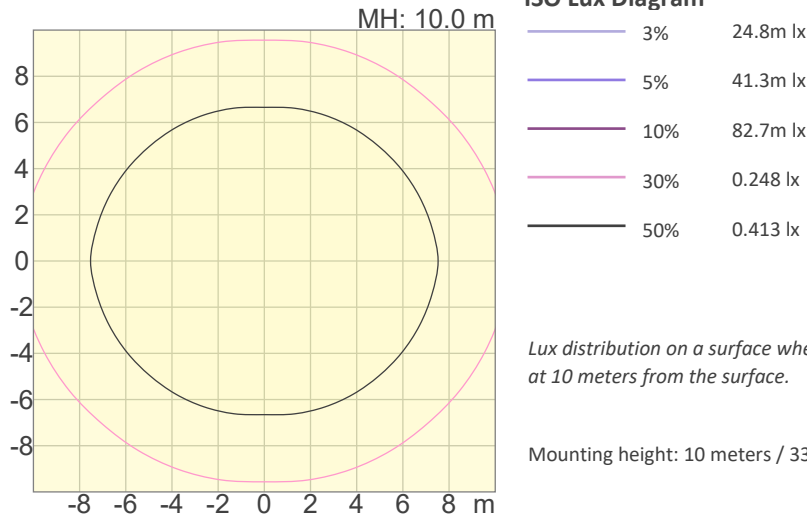
ISO Diagrams

ISO Candela Diagram



Conditions:
 Number of c-planes: 8
 Candela at center: 83 cd

ISO Lux Diagram



Conditions:
 Number of c-planes: 8
 Candela at center: 0.827 lx

Lux distribution on a surface when lamp is mounted at 10 meters from the surface.

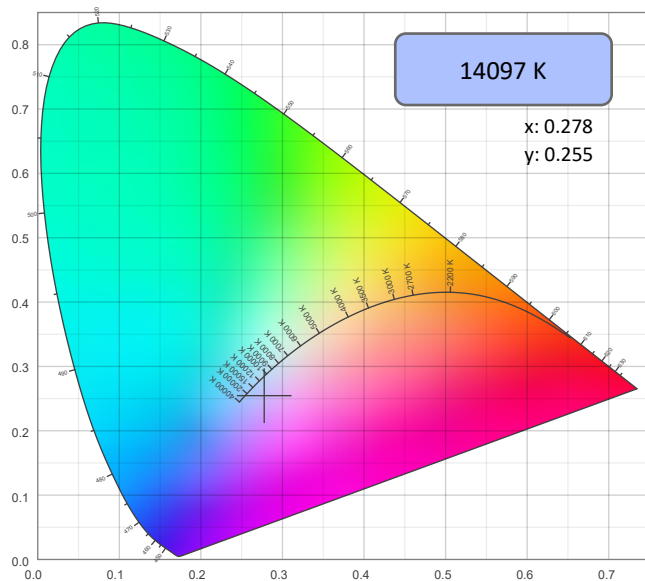
Mounting height: 10 meters / 33 feet

Photometric & Chromaticity Report

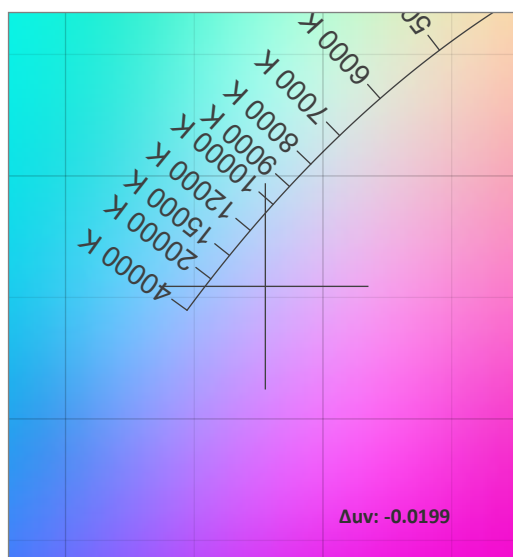
Logic Cove S: Very Wide Filter - 10000K

Chromaticity

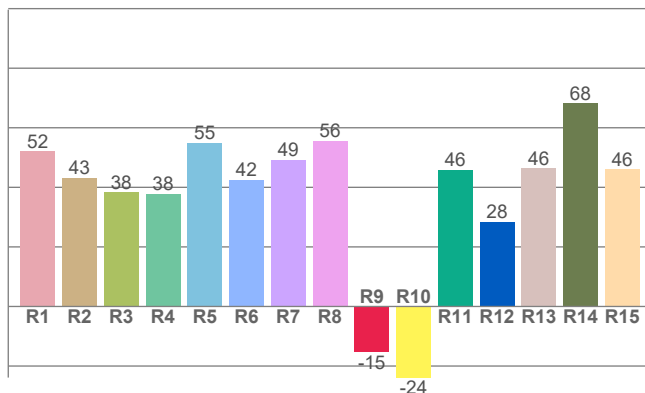
CIE 1931



CIE 1931 - Zoom



CRI: 46.7 (R1-R8)

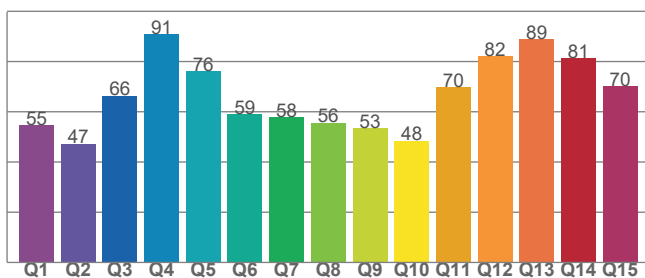


Color Parameters

Color Temperature	Color Coordinate CIE 1931	Color Coordinate CIE 1931
CCT	x	y
14097 K	0.278	0.255

Color Deviation from Black Body Curve	Color Coordinate CIE 1964	Color Coordinate CIE 1964
Δuv	y	u
-0.0199	0.255	0.202

CQS: 63.9



Color Rendering Index	Red Component	Color Quality Scale
CRI	CRI - R9	CQS
46.7	-15.3	63.9

Television Lighting Consistency Index	Color Fidelity	Color Gamut
TLCI	TM30 - Rf	TM30 Rg
55	54.2	80.0

Photometric & Chromaticity Report

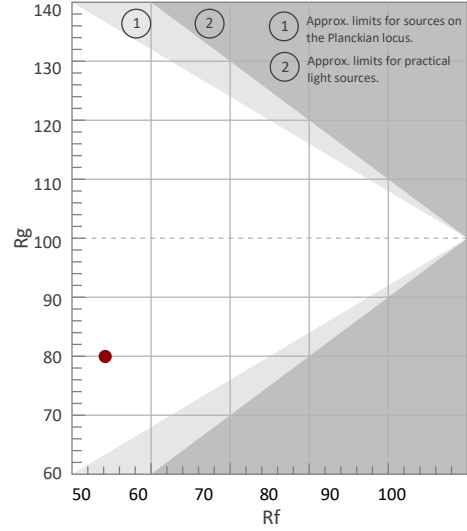
Logic Cove S: Very Wide Filter - 10000K

TM-30 Details

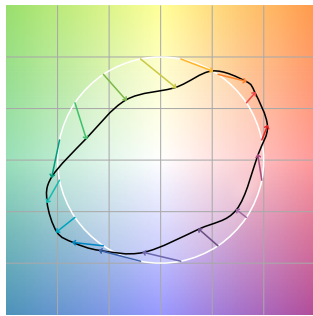
Rf 54.2
Fidelity Index (Rg)

Rg 80.0
Gammut Index (Rg)


Hue Bin	R _f	Graphic shifts (%)	
		Chroma	Hue
1	68	8%	12%
2	68	12%	3%
3	57	9%	-26%
4	47	-5%	-32%
5	35	-34%	-28%
6	49	-33%	-4%
7	57	-28%	23%
8	49	0%	36%
9	63	16%	18%
10	73	22%	2%
11	42	14%	-26%
12	52	-3%	-41%
13	50	-15%	-34%
14	59	-24%	-6%
15	81	-12%	1%
16	53	-8%	23%



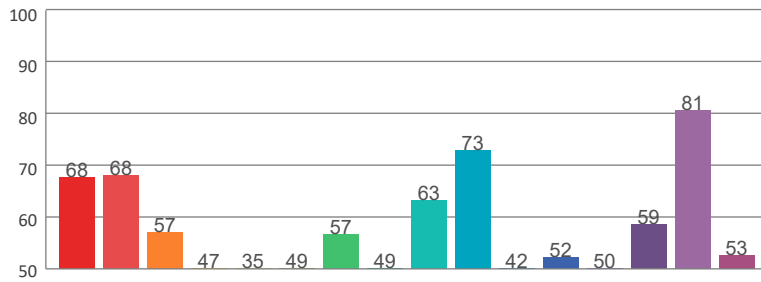
Color Vector Graphic



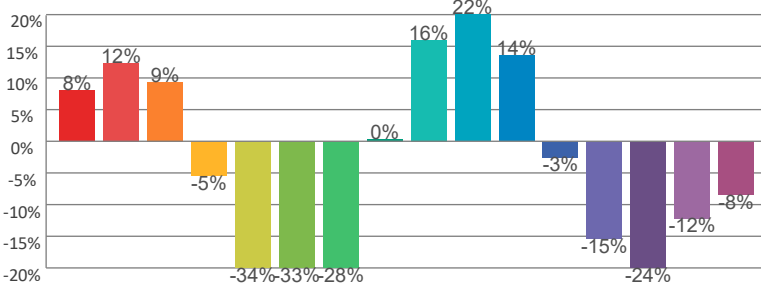
Color Distortion Graphic



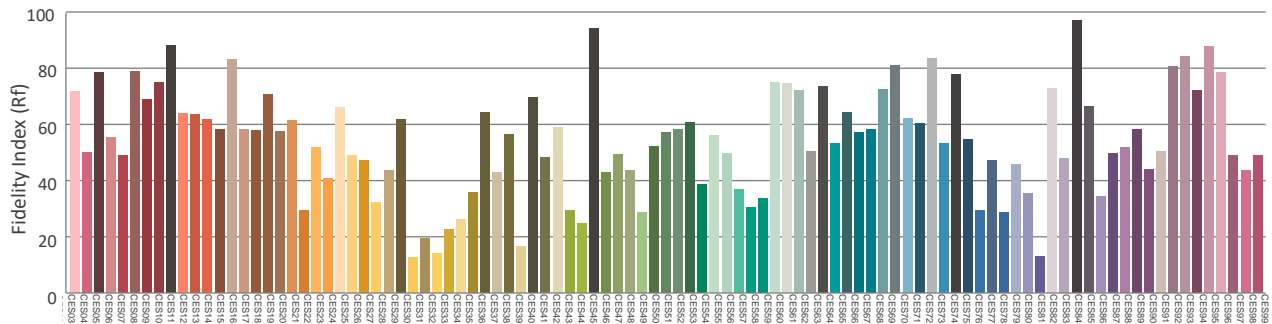
Rf by Hue



Local Chroma Shift by Hue



Color Evaluation Sample



Contact Us

General Information	Technical Support
Chauvet World Headquarters	
5200 NW 108 th Ave. Sunrise, FL 33351 Voice: (954) 577-4455 Fax: (954) 929-5560 Toll Free: (800) 762-1084	Voice: (844) 393-7575 Fax: (954) 756-8015 Email: chauvetcs@chauvetlighting.com Website: www.chauvetprofessional.com
Chauvet Europe Ltd	
Unit 1C Brookhill Road Industrial Estate Pinxton, Nottingham, UK NG16 6NT Voice: +44 (0) 1773 511115 Fax: +44 (0) 1773 511110	Email: UKtech@chauvetlighting.eu Website: www.chauvetprofessional.eu
Chauvet Europe BVBA	
Stokstraat 18 9770 Kruishoutem, Belgium Voice: +32 (9) 388 93 97	Email: BNLtech@chauvetlighting.eu Website: www.chauvetprofessional.eu
Chauvet France	
3, Rue Ampère 91380 Chilly-Mazarin, France Voice: +33 1 78 85 33 59	Email: FRtech@chauvetlighting.fr Website: www.chauvetprofessional.eu
Chauvet Germany	
Bruno-Bürgel-Str. 11 28759 Bremen, Germany Voice: +49 421 62 60 20	Email: DEtech@chauvetlighting.de Website: www.chauvetprofessional.eu
Chauvet Mexico	
Av. de las Partidas 34 - 3B (Entrance by Calle 2) Zona Industrial Lerma Lerma, Edo. de México, CP 52000 Voice: +52 (728) 690-2010	Email: servicio@chauvetlighting.de Website: www.chauvetprofessional.eu

Visit the applicable website above to verify our contact information and instructions to request support. Outside the U.S., U.K., Ireland, Benelux, France, Germany, or Mexico, contact the dealer of the record.