

PHOTOMETRICS REPORT

ILUMIPOD LL



ILUMINARC®

Table of Contents

1. Testing Process	1
2. Photometric Reports	2
Standard Optics – Full Power	2
Report Summary	2
Overall Measurement	2
Beam Details	3
Polar Diagrams	4
Medium Filter – Full Power	5
Report Summary	5
Overall Measurement	5
Beam Details	6
Polar Diagrams	7
Wide Filter – Full Power	8
Report Summary	8
Overall Measurement	8
Beam Details	9
Polar Diagrams	10
Very Wide Filter – Full Power	11
Report Summary	11
Overall Measurement	11
Beam Details	12
Polar Diagrams	13
Asymmetric Filter – Full Power	14
Report Summary	14
Overall Measurement	14
Beam Details	15
Polar Diagrams	16
3. Contact Us	17

Testing Process

Total Illuminance Measurements

Illuminance is measured using the Viso Systems LabSpion[®], which takes multiple measurements across a light beam to calculate the total delivered lumens, beam, and field of a product. These values can be described as the empirical output of the product as it projects from the lens or lenses. All photometric data contained in this report are obtained from the actual illuminance of the tested Chauvet light source and are never theoretical values derived from calculations.

Testing Lab Equipment and Process

The Chauvet headquarters in Sunrise, Florida has a climate- and light-controlled photometric testing laboratory where Chauvet products are analyzed and photometric data are measured using the Viso Systems LabSpion[®] light measurement solution.

This system includes a spectrometer sensor, which measures the precise light and color output of the fixture, and a two-axis goniometer, which rotates the product to allow for multi-angle and multi-directional measurement. The Viso Light Inspector software then collects and summarizes the data. From the data gathered, the software can also measure the beam and field angles, accurate color temperature, color quality, and illuminance at multiple distances. The custom-built, Chauvet-specific template presents this information in the photometric and chromaticity reports that follow.

IES (Illuminating Engineering Society) files, an industry-standard file format, are also generated from each test for easy distribution of photometric data.

Several light meters are also used for specific products or to recheck for precision. Accuracy is verified using one or more of the devices listed below:

- Sekonic SpectroMaster C-700-U
- EXTECH HD450 Datalogging Heavy Duty Light Meter
- Asensetek Essence Lighting Passport

To ensure accurate measurements in every photometric or chromaticity test, Chauvet routinely calibrates the LabSpion[®] system every six months as recommended by Viso Systems.

Photometric Report

Ilumipod LL: Standard Optics, Full Power

Report Summary

Output

Total Lumens: 11664 lm
Peak Intensity: 532594 cd
Illuminance @ 5m: 21215 lux
Fixture Efficacy: 35 lm/W

Optical

Horizontal Beam Angle (50%): 6.9°
Vertical Beam Angle (50%): 6.6°
Horizontal Field Angle (10%): 12.7°
Vertical Field Angle (10%): 11.9°
Horizontal Cutoff Angle (3%): 20°
Vertical Cutoff Angle (3%): 19.3°



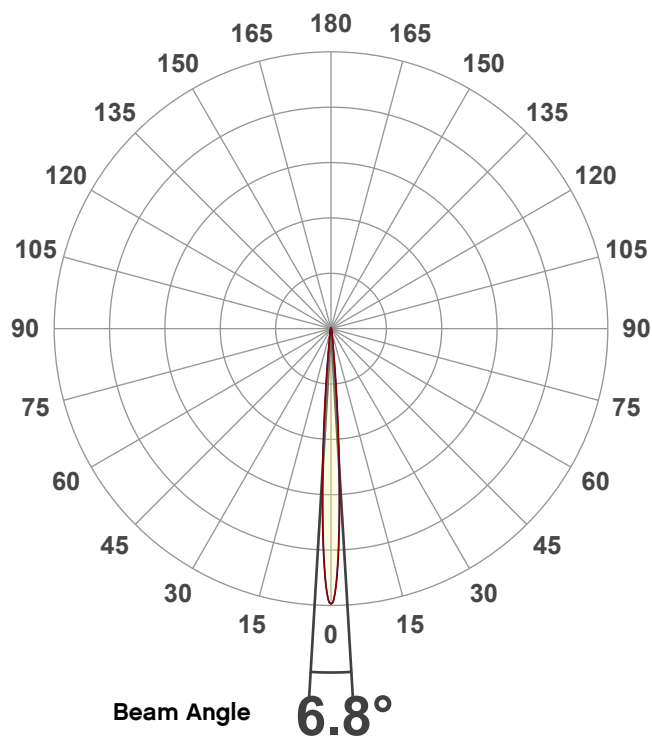
Conditions

AC Supply: 119 V, 60.1 Hz
Power: 338.68 W
Current: 2.84 A
Power Factor: 0.99

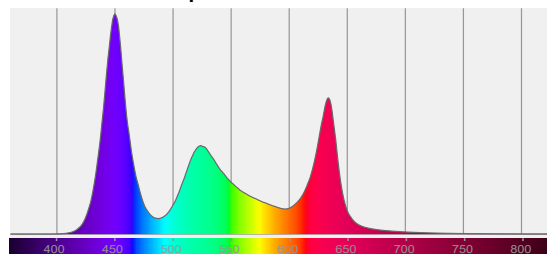
This data sheet conforms to American National Standard E1.9 – 2007 (R2017). All data was measured and calculated by a Viso Systems LabSpion Goniometer at the Chauvet PD Optics Laboratory in Sunrise, FL on 4/15/2021 to LM-63-2002 Standards.

Overall Measurement

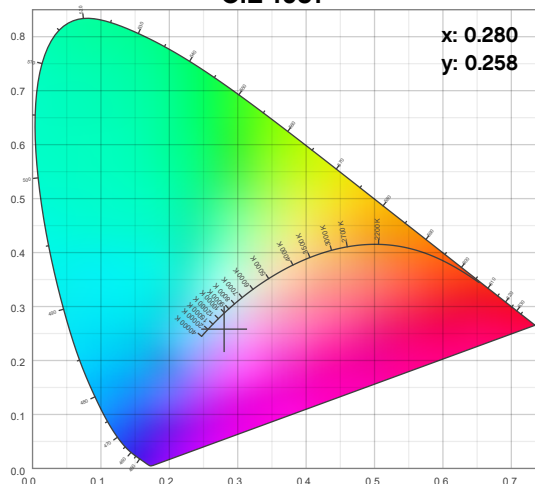
Angular Beam Distribution



Spectral Distribution



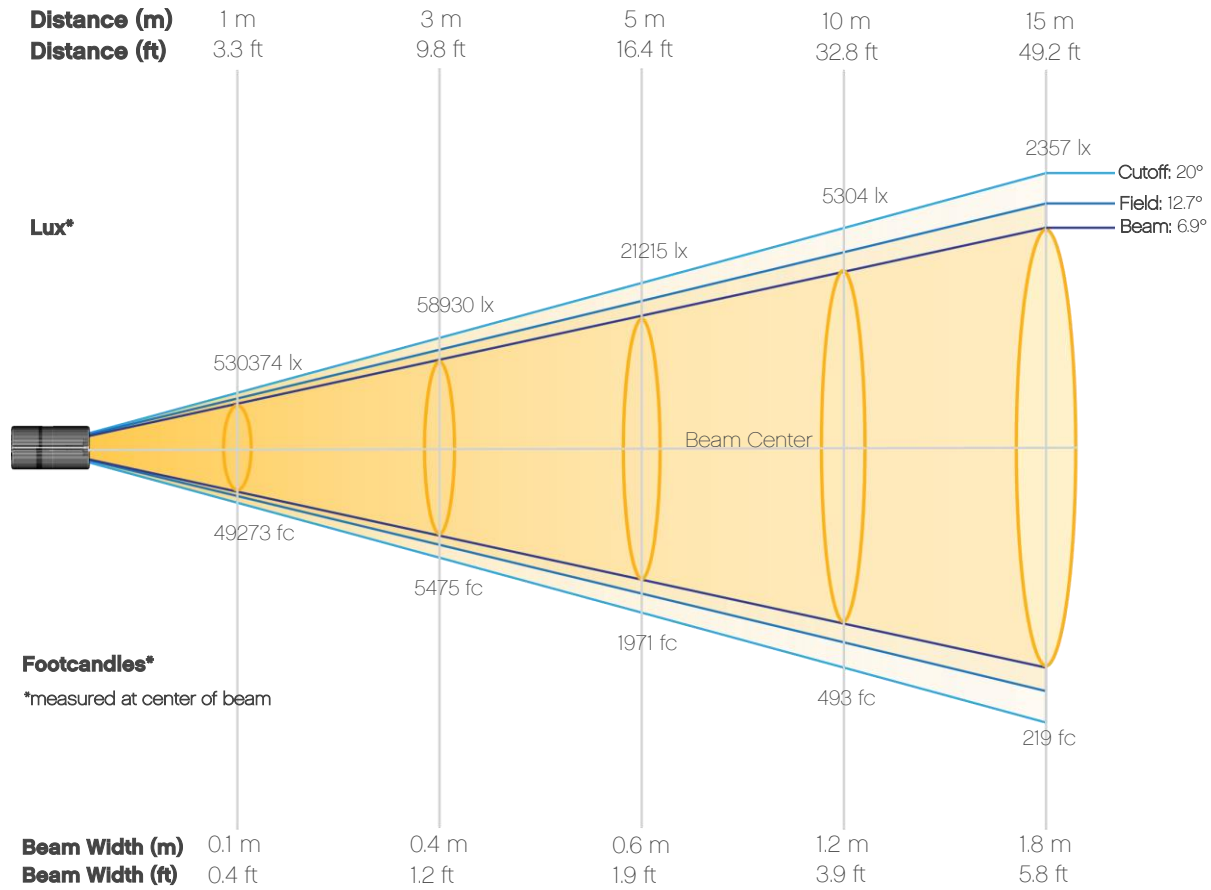
CIE 1931



Photometric Report

Ilumipod LL: Standard Optics, Full Power

Beam Details



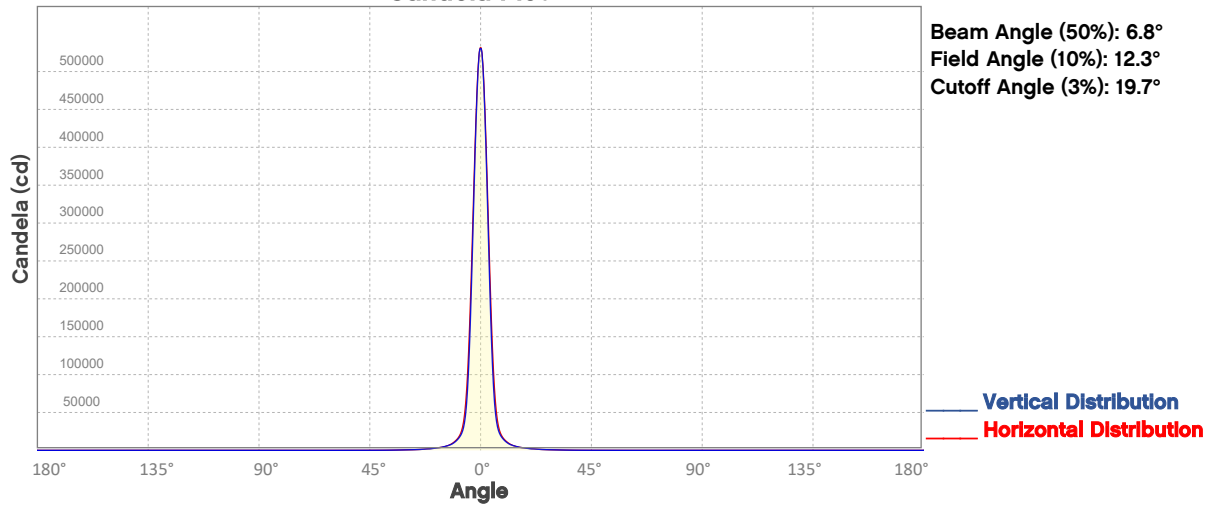
Beam illuminances from 1-20m (3.3-65.6ft)

Distance	1m	2m	3m	4m	5m	6m	7m	8m	9m	10m
Lux	530374	132594	58930	33148	21215	14733	10824	8287	6548	5304
Distance	11m	12m	13m	14m	15m	16m	17m	18m	19m	20m
Lux	4383	3683	3138	2706	2357	2072	1835	1637	1469	1326
Distance	3.3ft	6.6ft	9.8ft	13.1ft	16.4ft	19.7ft	23ft	26.2ft	29.5ft	32.8ft
FC	49273	12318	5475	3080	1971	1369	1006	770	608	493
Distance	36.1ft	39.4ft	42.7ft	45.9ft	49.2ft	52.5ft	55.8ft	59.1ft	62.3ft	65.6ft
FC	407	342	292	251	219	192	170	152	136	123

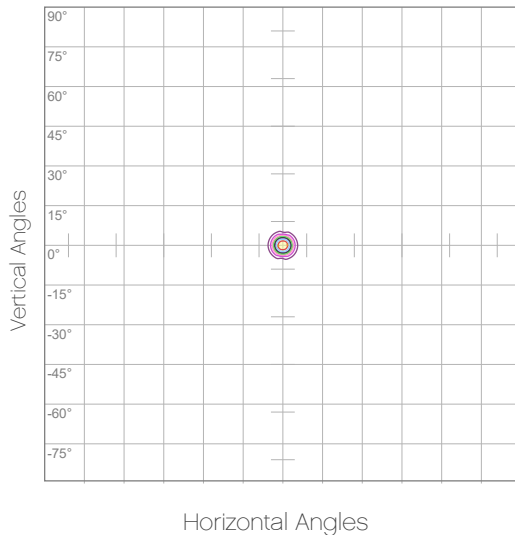
Photometric Report

Ilumipod LL: Standard Optics, Full Power

Candela Plot



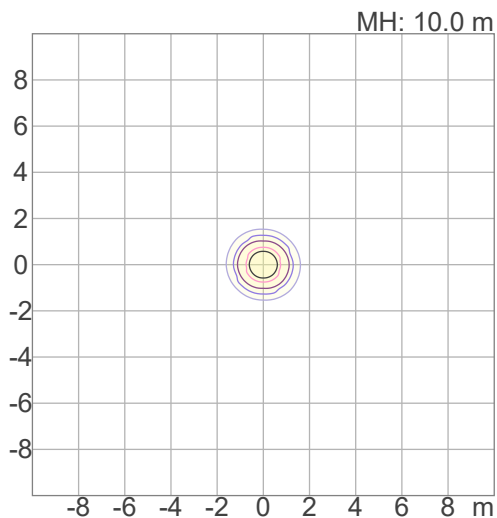
Polar Diagrams



iso-candela Diagram

10%	53037 cd
20%	106075 cd
30%	159112 cd
40%	212150 cd
50%	265187 cd
60%	318224 cd
70%	371262 cd
80%	424299 cd
90%	477337 cd

Conditions:
 Number of c-planes: 8
 Candela at center: 530374 cd



iso-illuminance Diagram

3%	159 lx
5%	265 lx
10%	530 lx
30%	1591 lx
50%	2652 lx

Conditions:
 Number of c-planes: 8
 Lux at center: 5304 lx

Lux distribution on a surface when lamp is mounted at 10 meters from the surface.

Mounting height: 10 meters / 33 feet

Photometric Report

Ilumipod LL: Accessory Optics - Medium Filter, Full Power

Report Summary

Output

Total Lumens: 10323 lm
Peak Intensity: 55188 cd
Illuminance @ 5m: 2205 lux
Fixture Efficacy: 31 lm/W

Optical

Horizontal Beam Angle (50%): 19.9°
Vertical Beam Angle (50%): 19.8°
Horizontal Field Angle (10%): 41°
Vertical Field Angle (10%): 40.3°
Horizontal Cutoff Angle (3%): 61.2°
Vertical Cutoff Angle (3%): 60°



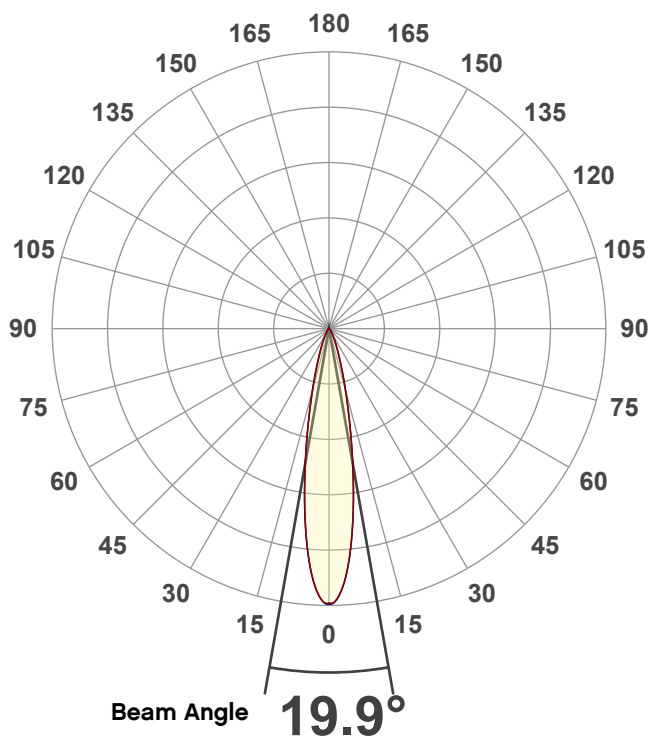
Conditions

AC Supply: 118 V, 60 Hz
Power: 334.88 W
Current: 2.84 A
Power Factor: 0.99

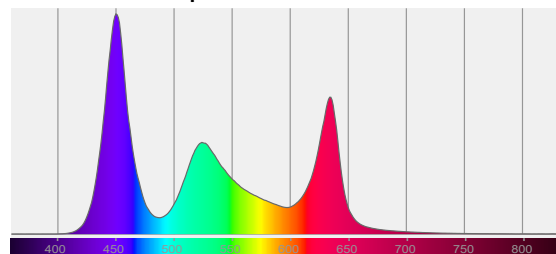
This data sheet conforms to American National Standard E1.9 – 2007 (R2017). All data was measured and calculated by a Viso Systems LabSpion Goniometer at the Chauvet PD Optics Laboratory in Sunrise, FL on 4/19/2021 to LM-63-2002 Standards.

Overall Measurement

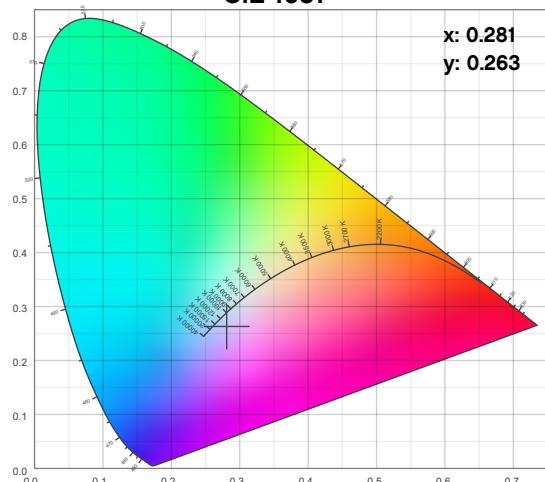
Angular Beam Distribution



Spectral Distribution



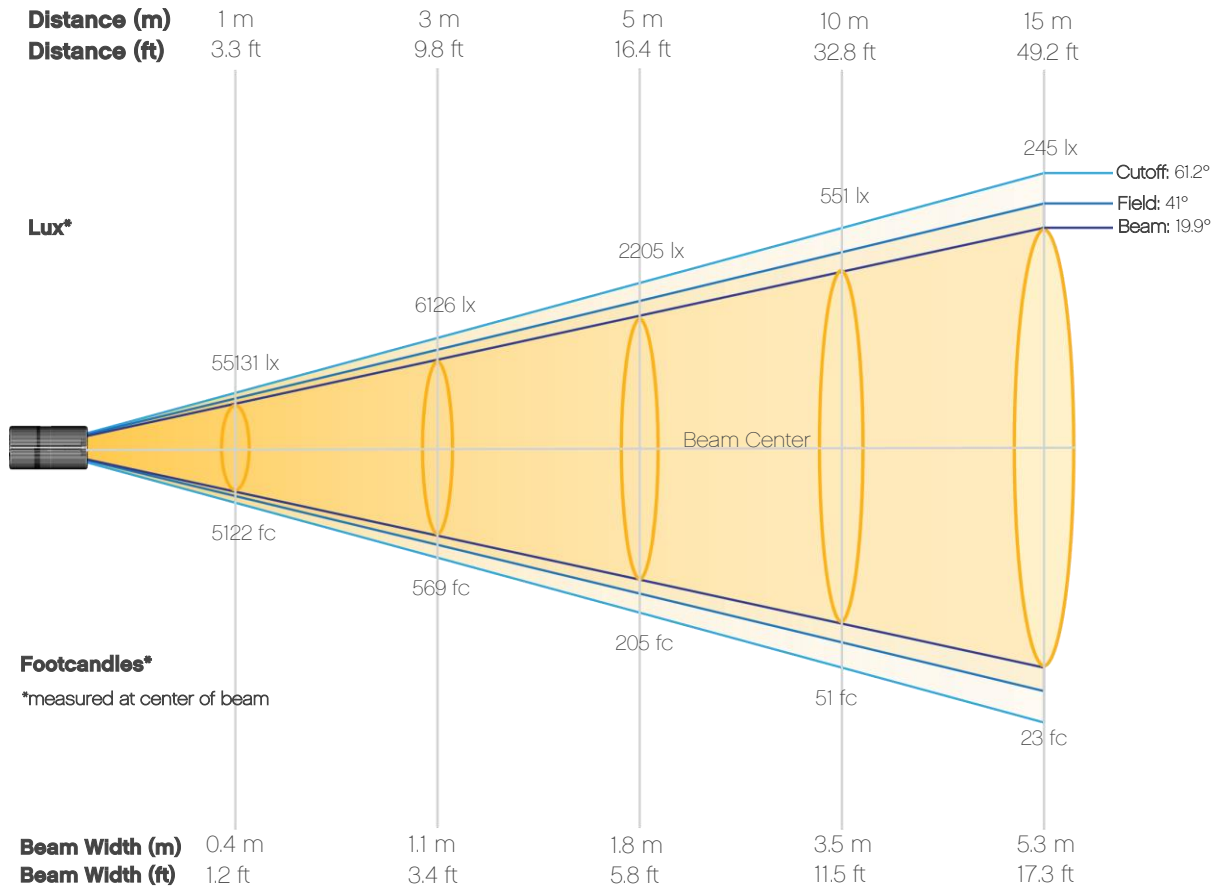
CIE 1931



Photometric Report

Ilumipod LL: Accessory Optics - Medium Filter, Full Power

Beam Details



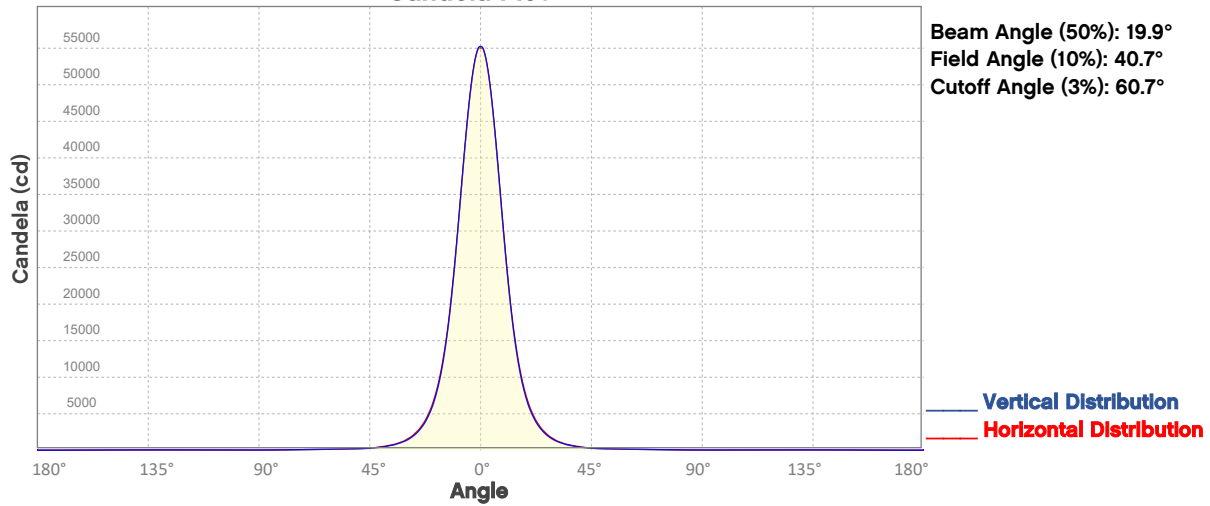
Beam Illuminances from 1-20m (3.3-65.6ft)

Distance	1m	2m	3m	4m	5m	6m	7m	8m	9m	10m
Lux	55131	13783	6126	3446	2205	1531	1125	861	681	551
Distance	11m	12m	13m	14m	15m	16m	17m	18m	19m	20m
Lux	456	383	326	281	245	215	191	170	153	138
Distance	3.3ft	6.6ft	9.8ft	13.1ft	16.4ft	19.7ft	23ft	26.2ft	29.5ft	32.8ft
FC	5122	1280	569	320	205	142	105	80	63	51
Distance	36.1ft	39.4ft	42.7ft	45.9ft	49.2ft	52.5ft	55.8ft	59.1ft	62.3ft	65.6ft
FC	42	36	30	26	23	20	18	16	14	13

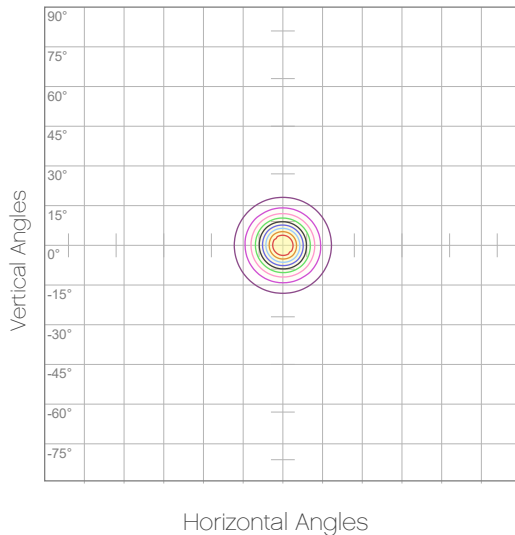
Photometric Report

Ilumipod LL: Accessory Optics - Medium Filter, Full Power

Candela Plot



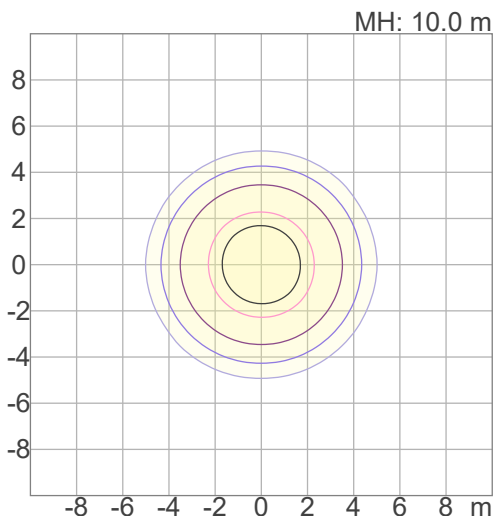
Polar Diagrams



iso-candela Diagram

10%	5513 cd
20%	11026 cd
30%	16539 cd
40%	22052 cd
50%	27565 cd
60%	33079 cd
70%	38592 cd
80%	44105 cd
90%	49618 cd

Conditions:
 Number of c-planes: 8
 Candela at center: 55131 cd



iso-illuminance Diagram

3%	16.5 lx
5%	27.6 lx
10%	55.1 lx
30%	165 lx
50%	276 lx

Conditions:
 Number of c-planes: 8
 Lux at center: 551 lx

Lux distribution on a surface when lamp is mounted at 10 meters from the surface.

Mounting height: 10 meters / 33 feet

Photometric Report

Ilumipod LL: Accessory Optics - Wide Filter, Full Power

Report Summary

Output

Total Lumens: 9275 lm
Peak Intensity: 16987 cd
Illuminance @ 5m: 678 lux
Fixture Efficacy: 28 lm/W

Optical

Horizontal Beam Angle (50%): 32.1°
Vertical Beam Angle (50%): 31.9°
Horizontal Field Angle (10%): 65.2°
Vertical Field Angle (10%): 64.5°
Horizontal Cutoff Angle (3%): 146.9°
Vertical Cutoff Angle (3%): 146.7°



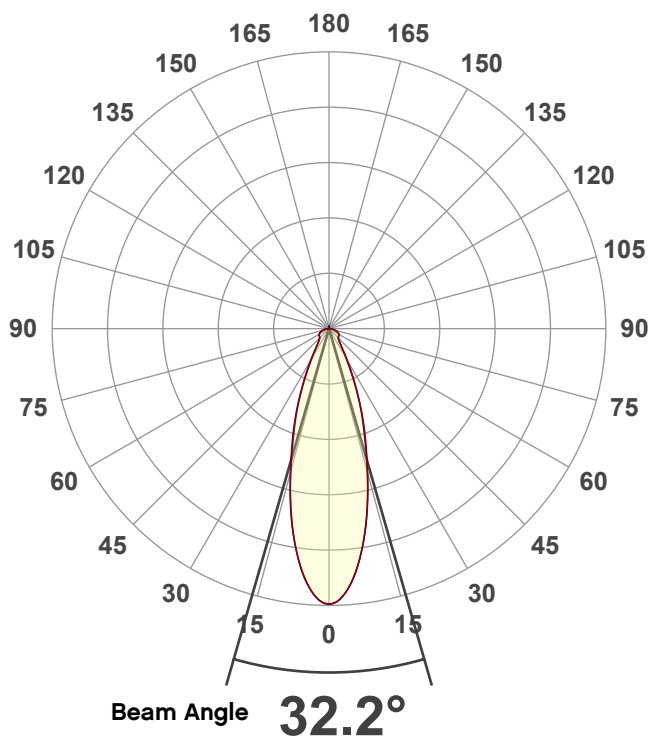
Conditions

AC Supply: 119 V, 60 Hz
Power: 338.31 W
Current: 2.85 A
Power Factor: 0.99

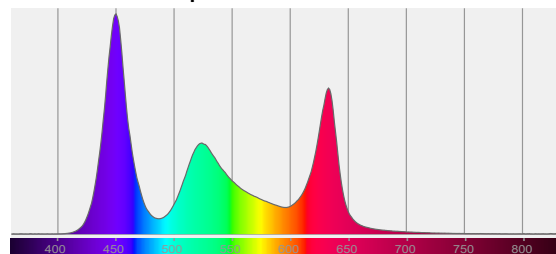
This data sheet conforms to American National Standard E1.9 – 2007 (R2017). All data was measured and calculated by a Viso Systems LabSpion Goniometer at the Chauvet PD Optics Laboratory in Sunrise, FL on 4/19/2021 to LM-63-2002 Standards.

Overall Measurement

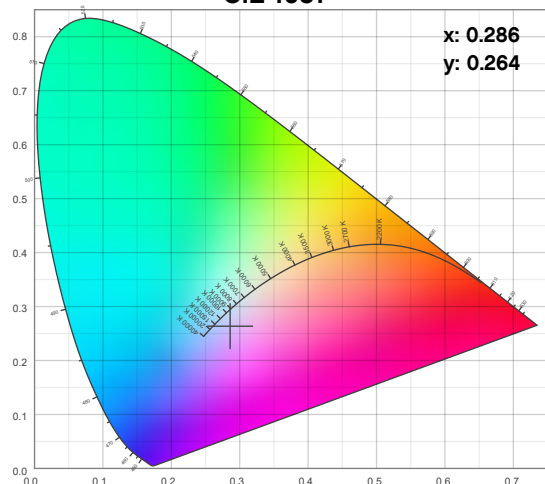
Angular Beam Distribution



Spectral Distribution



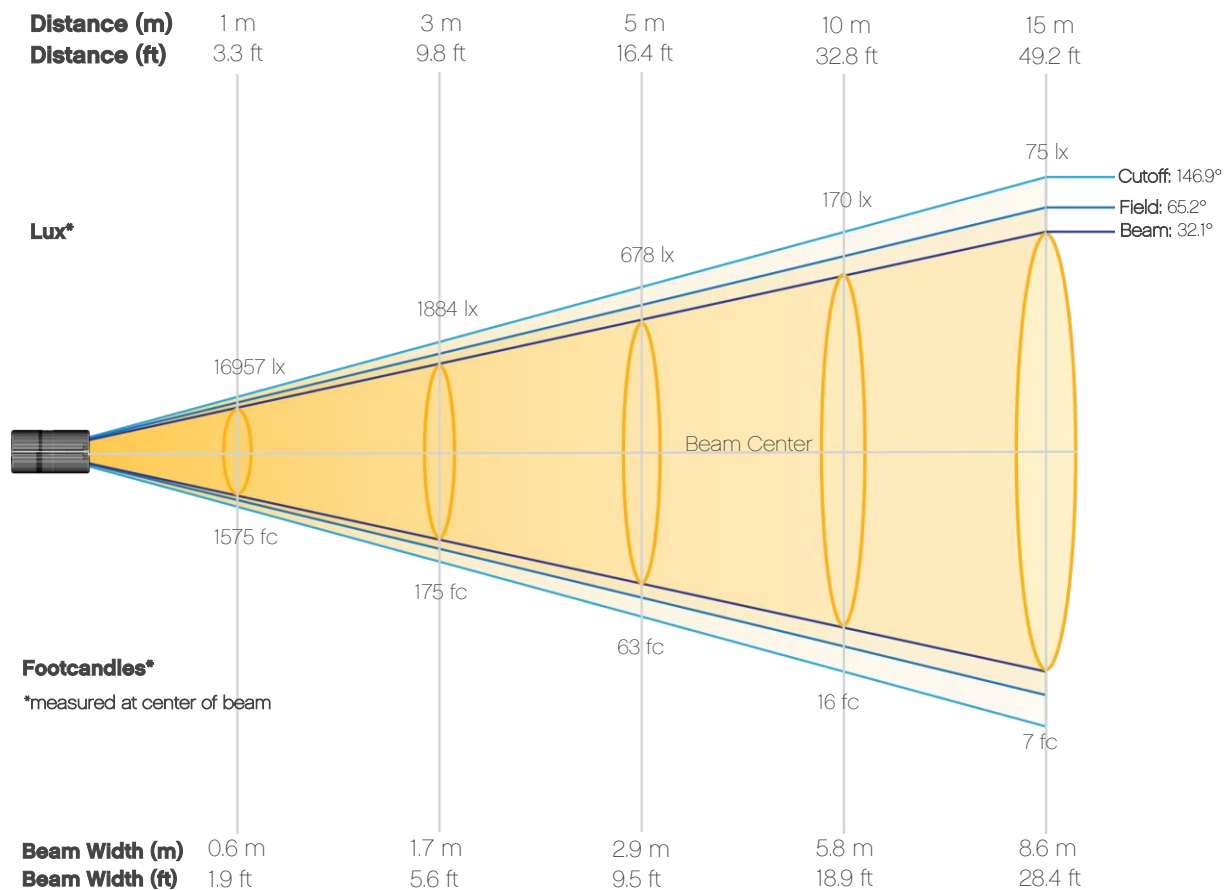
CIE 1931



Photometric Report

Ilumipod LL: Accessory Optics - Wide Filter, Full Power

Beam Details



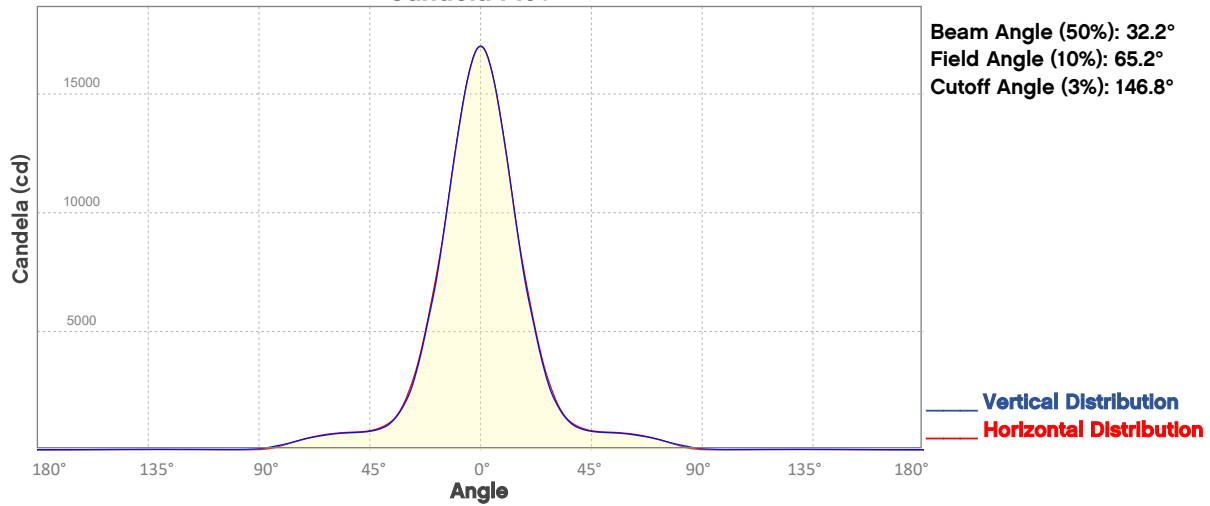
Beam Illuminances from 1-20m (3.3-65.6ft)

Distance	1m	2m	3m	4m	5m	6m	7m	8m	9m	10m
Lux	16957	4239	1884	1060	678	471	346	265	209	170
Distance	11m	12m	13m	14m	15m	16m	17m	18m	19m	20m
Lux	140	118	100	87	75	66	59	52	47	42
Distance	3.3ft	6.6ft	9.8ft	13.1ft	16.4ft	19.7ft	23ft	26.2ft	29.5ft	32.8ft
FC	1575	394	175	98	63	44	32	25	19	16
Distance	36.1ft	39.4ft	42.7ft	45.9ft	49.2ft	52.5ft	55.8ft	59.1ft	62.3ft	65.6ft
FC	13	11	9	8	7	6	5	5	4	4

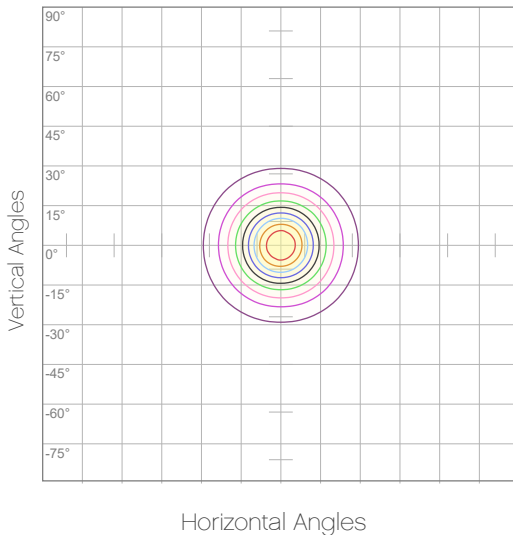
Photometric Report

Ilumipod LL: Accessory Optics - Wide Filter, Full Power

Candela Plot



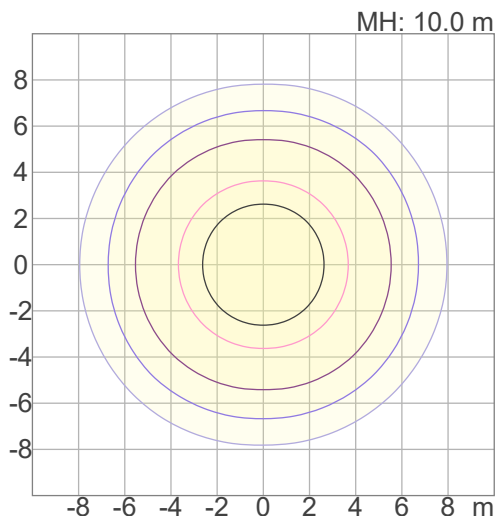
Polar Diagrams



iso-candela Diagram

10%	1696 cd
20%	3391 cd
30%	5087 cd
40%	6783 cd
50%	8479 cd
60%	10174 cd
70%	11870 cd
80%	13566 cd
90%	15262 cd

Conditions:
 Number of c-planes: 8
 Candela at center: 16957 cd



iso-illuminance Diagram

3%	5.09 lx
5%	8.48 lx
10%	17.0 lx
30%	50.9 lx
50%	84.8 lx

Conditions:
 Number of c-planes: 8
 Lux at center: 170 lx

Lux distribution on a surface when lamp is mounted at 10 meters from the surface.

Mounting height: 10 meters / 33 feet

Photometric Report

Ilumipod LL: Accessory Optics - Very Wide Filter, Full Power

Report Summary

Output

Total Lumens: 8729 lm
Peak Intensity: 11943 cd
Illuminance @ 5m: 477 lux
Fixture Efficacy: 26 lm/W

Optical

Horizontal Beam Angle (50%): 33.9°
Vertical Beam Angle (50%): 34.3°
Horizontal Field Angle (10%): 80.9°
Vertical Field Angle (10%): 79.2°
Horizontal Cutoff Angle (3%): 158.1°
Vertical Cutoff Angle (3%): 159°



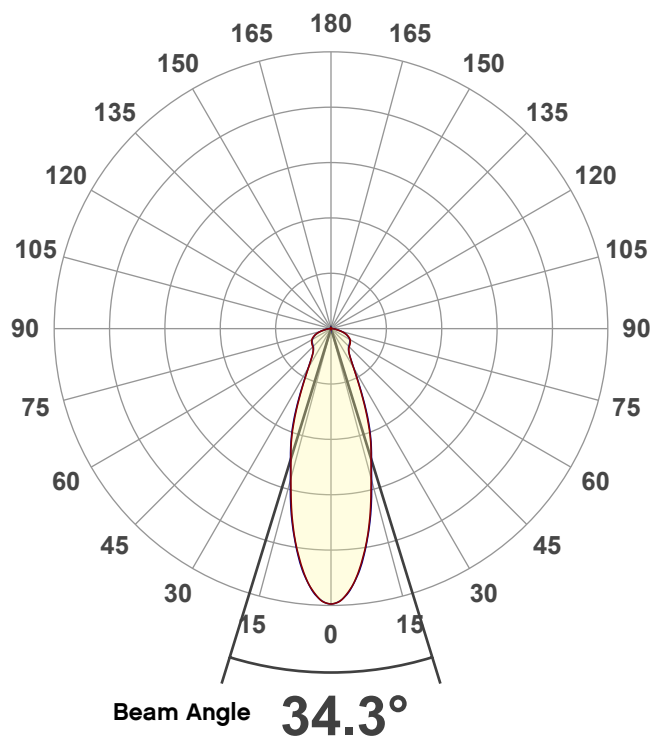
Conditions

AC Supply: 119 V, 60 Hz
Power: 337.98 W
Current: 2.83 A
Power Factor: 0.99

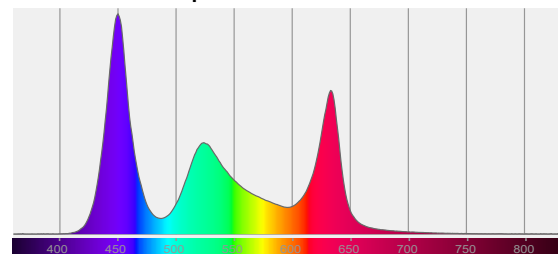
This data sheet conforms to American National Standard E1.9 – 2007 (R2017). All data was measured and calculated by a Viso Systems LabSpion Goniometer at the Chauvet PD Optics Laboratory in Sunrise, FL on 4/19/2021 to LM-63-2002 Standards.

Overall Measurement

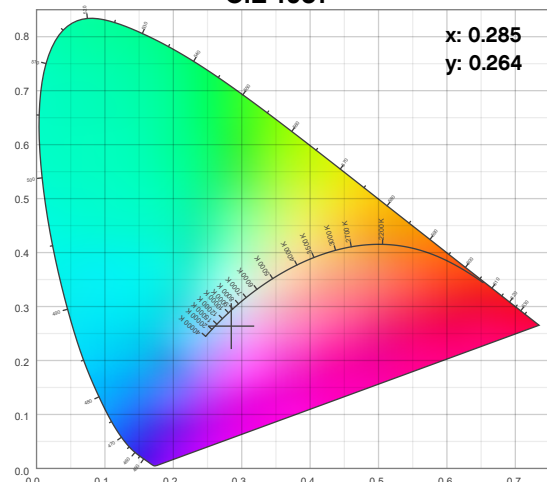
Angular Beam Distribution



Spectral Distribution



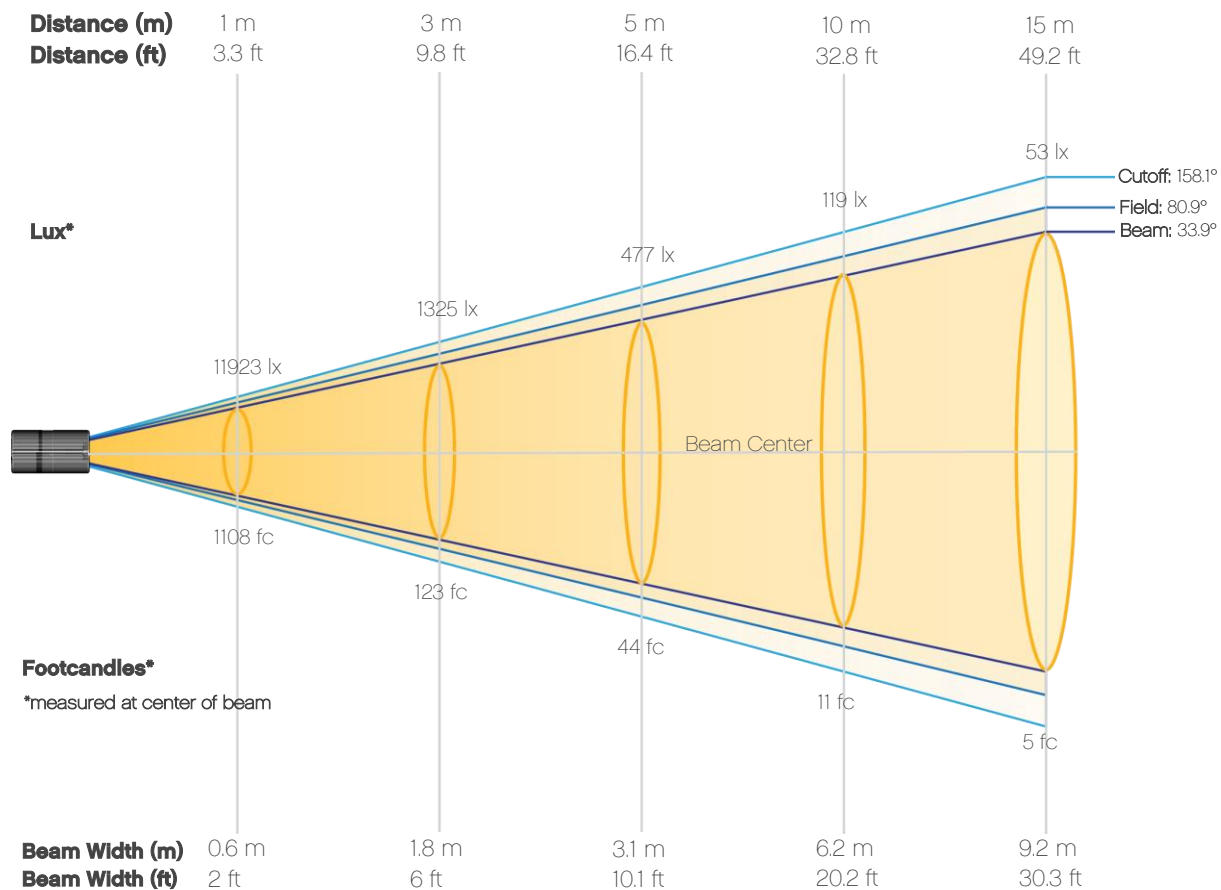
CIE 1931



Photometric Report

Ilumipod LL: Accessory Optics - Very Wide Filter, Full Power

Beam Details



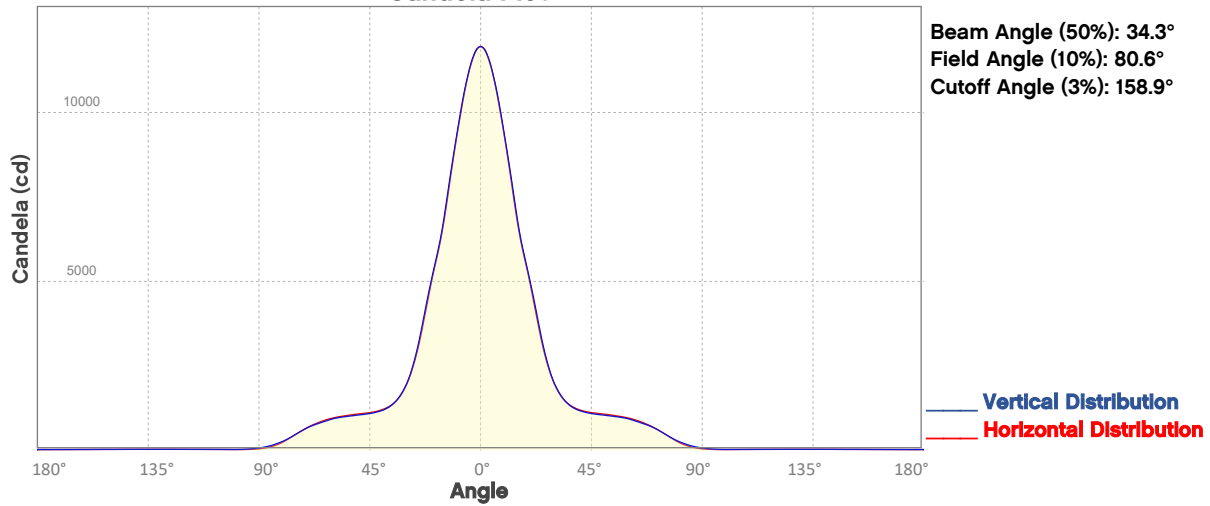
Beam Illuminances from 1-20m (3.3-65.6ft)

Distance	1m	2m	3m	4m	5m	6m	7m	8m	9m	10m
Lux	11923	2981	1325	745	477	331	243	186	147	119
Distance	11m	12m	13m	14m	15m	16m	17m	18m	19m	20m
Lux	99	83	71	61	53	47	41	37	33	30
Distance	3.3ft	6.6ft	9.8ft	13.1ft	16.4ft	19.7ft	23ft	26.2ft	29.5ft	32.8ft
FC	1108	277	123	69	44	31	23	17	14	11
Distance	36.1ft	39.4ft	42.7ft	45.9ft	49.2ft	52.5ft	55.8ft	59.1ft	62.3ft	65.6ft
FC	9	8	7	6	5	4	4	3	3	3

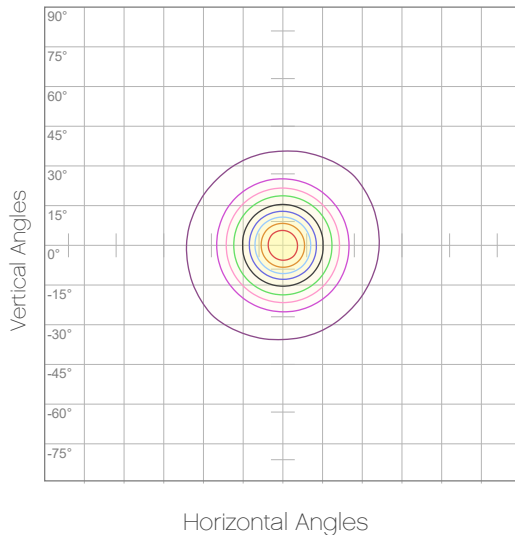
Photometric Report

Ilumipod LL: Accessory Optics - Very Wide Filter, Full Power

Candela Plot



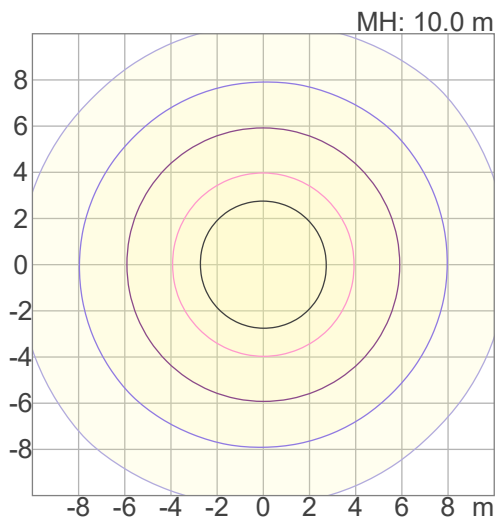
Polar Diagrams



iso-candela Diagram

10%	1192 cd
20%	2385 cd
30%	3577 cd
40%	4769 cd
50%	5961 cd
60%	7154 cd
70%	8346 cd
80%	9538 cd
90%	10731 cd

Conditions:
 Number of c-planes: 8
 Candela at center: 11923 cd



iso-illuminance Diagram

3%	3.58 lx
5%	5.96 lx
10%	11.9 lx
30%	35.8 lx
50%	59.6 lx

Conditions:
 Number of c-planes: 8
 Lux at center: 119 lx

Lux distribution on a surface when lamp is mounted at 10 meters from the surface.

Mounting height: 10 meters / 33 feet

Photometric Report

Ilumipod LL: Accessory Optics - Asymmetrical Filter, Full Power

Report Summary

Output

Total Lumens: 14396 lm
Peak Intensity: 39563 cd
Illuminance @ 5m: 1554 lux
Fixture Efficacy: 42 lm/W

Optical

Horizontal Beam Angle (50%): 44.9°
Vertical Beam Angle (50%): 12.5°
Horizontal Field Angle (10%): 77.8°
Vertical Field Angle (10%): 30.4°
Horizontal Cutoff Angle (3%): 154°
Vertical Cutoff Angle (3%): 53.9°



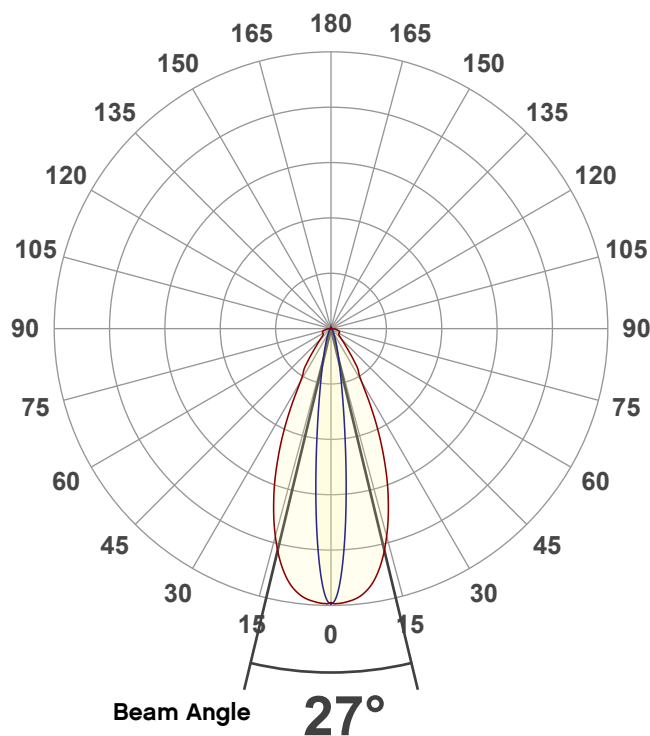
Conditions

AC Supply: 118 V, 60 Hz
Power: 342.85 W
Current: 2.89 A
Power Factor: 0.99

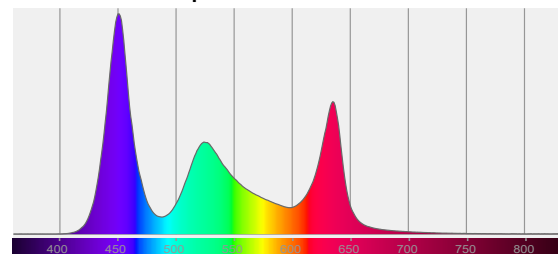
This data sheet conforms to American National Standard E1.9 – 2007 (R2017). All data was measured and calculated by a Viso Systems LabSpion Goniometer at the Chauvet PD Optics Laboratory in Sunrise, FL on 9/23/2021 to LM-63-2002 Standards.

Overall Measurement

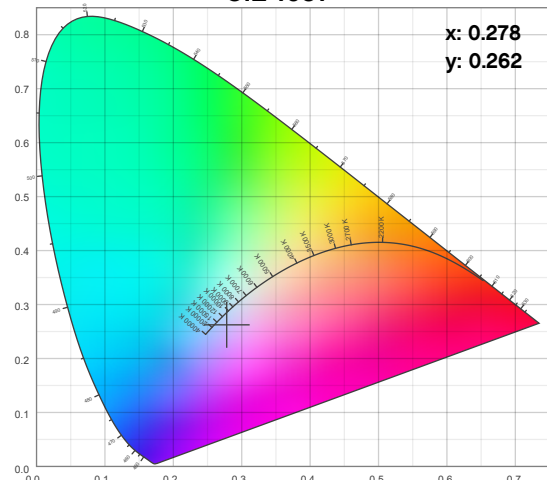
Angular Beam Distribution



Spectral Distribution



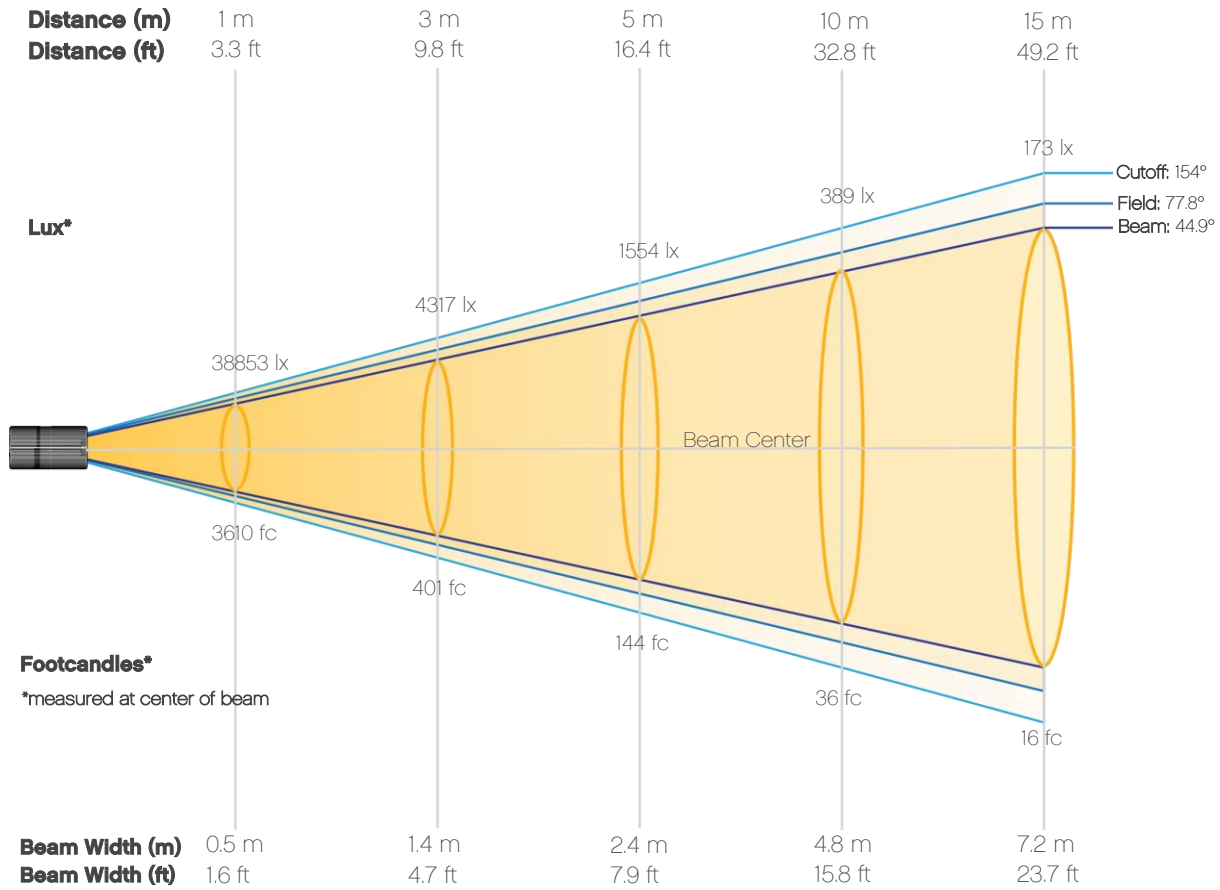
CIE 1931



Photometric Report

Ilumipod LL: Accessory Optics - Asymmetrical Filter, Full Power

Beam Details



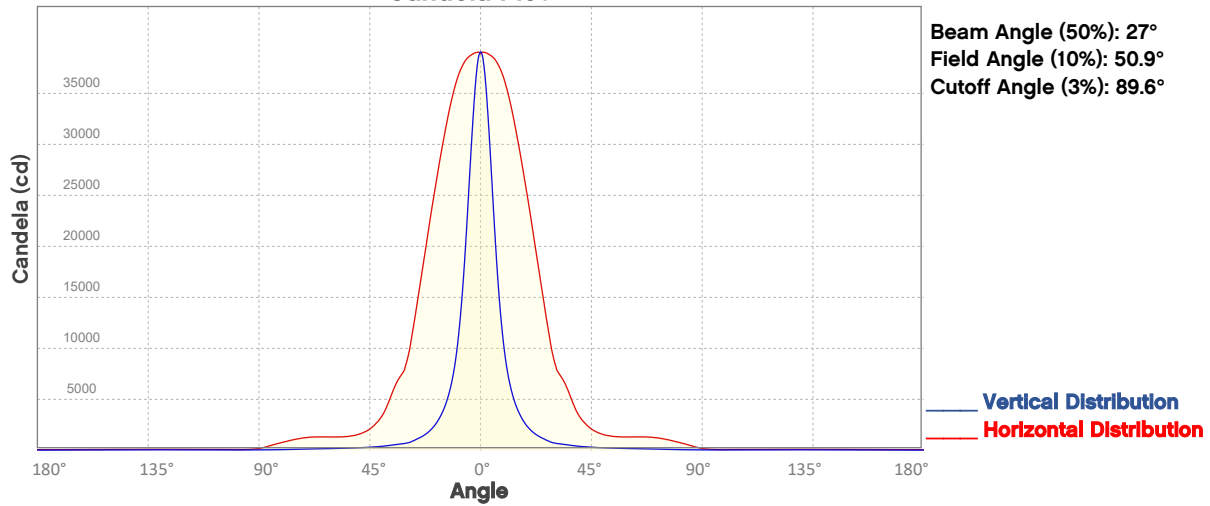
Beam Illuminances from 1-20m (3.3-65.6ft)

Distance	1m	2m	3m	4m	5m	6m	7m	8m	9m	10m
Lux	38853	9713	4317	2428	1554	1079	793	607	480	389
Distance	11m	12m	13m	14m	15m	16m	17m	18m	19m	20m
Lux	321	270	230	198	173	152	134	120	108	97
Distance	3.3ft	6.6ft	9.8ft	13.1ft	16.4ft	19.7ft	23ft	26.2ft	29.5ft	32.8ft
FC	3610	902	401	226	144	100	74	56	45	36
Distance	36.1ft	39.4ft	42.7ft	45.9ft	49.2ft	52.5ft	55.8ft	59.1ft	62.3ft	65.6ft
FC	30	25	21	18	16	14	12	11	10	9

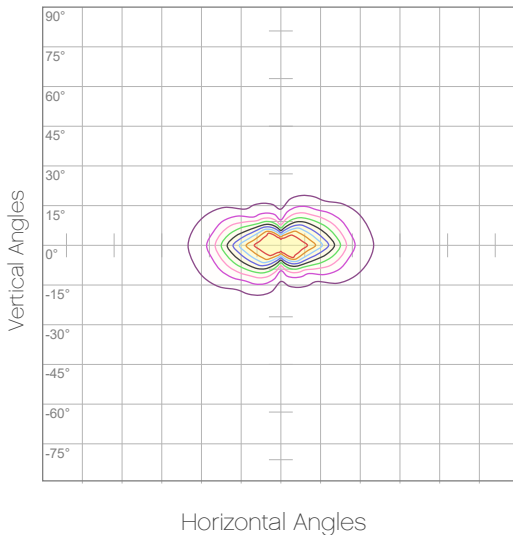
Photometric Report

Ilumipod LL: Accessory Optics - Asymmetrical Filter, Full Power

Candela Plot



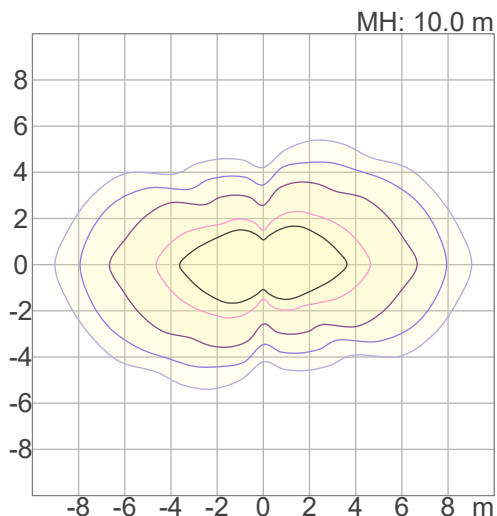
Polar Diagrams



iso-candela Diagram

10%	3885 cd
20%	7771 cd
30%	11656 cd
40%	15541 cd
50%	19427 cd
60%	23312 cd
70%	27197 cd
80%	31083 cd
90%	34968 cd

Conditions:
 Number of c-planes: 8
 Candela at center: 38853 cd



iso-illuminance Diagram

3%	11.7 lx
5%	19.4 lx
10%	38.9 lx
30%	117 lx
50%	194 lx

Conditions:
 Number of c-planes: 8
 Lux at center: 389 lx

Lux distribution on a surface when lamp is mounted at 10 meters from the surface.

Mounting height: 10 meters / 33 feet

Contact Us

General Information	Technical Support
Chauvet World Headquarters	
5200 NW 108 th Ave. Sunrise, FL 33351 Voice: (954) 577-4455 Fax: (954) 929-5560 Toll Free: (800) 762-1084	Voice: (844) 393-7575 Fax: (954) 756-8015 Email: chauvetcs@chauvetlighting.com Website: www.chauvetprofessional.com
Chauvet Europe Ltd	
Unit 1C Brookhill Road Industrial Estate Pinxton, Nottingham, UK NG16 6NT Voice: +44 (0) 1773 511115 Fax: +44 (0) 1773 511110	Email: UKtech@chauvetlighting.eu Website: www.chauvetprofessional.eu
Chauvet Europe BVBA	
Stokstraat 18 9770 Kruishoutem, Belgium Voice: +32 (9) 388 93 97	Email: BNLtech@chauvetlighting.eu Website: www.chauvetprofessional.eu
Chauvet France	
3, Rue Ampère 91380 Chilly-Mazarin, France Voice: +33 1 78 85 33 59	Email: FRtech@chauvetlighting.fr Website: www.chauvetprofessional.eu
Chauvet Germany	
Bruno-Bürgel-Str. 11 28759 Bremen, Germany Voice: +49 421 62 60 20	Email: DEtech@chauvetlighting.de Website: www.chauvetprofessional.eu
Chauvet Mexico	
Av. de las Partidas 34 - 3B (Entrance by Calle 2) Zona Industrial Lerma Lerma, Edo. de México, CP 52000 Voice: +52 (728) 690-2010	Email: servicio@chauvetlighting.de Website: www.chauvetprofessional.eu

Visit the applicable website above to verify our contact information and instructions to request support. Outside the U.S., U.K., Ireland, Benelux, France, Germany, or Mexico, contact the dealer of the record.